

The Wolf Cub Series No. 4

(1965)
Published by
The National Council
Boy Scouts of Canada
Ottawa Ontario

Downloaded from:
"The Dump" at Scoutscan.com
http://www.thedump.scoutscan.com/

Editor's Note:

The reader is reminded that these texts have been written a long time ago. Consequently, they may use some terms or express sentiments which were current at the time, regardless of what we may think of them at the beginning of the 21st century. For reasons of historical accuracy they have been preserved in their original form.

If you find them offensive, we ask you to please delete this file from your system.

This and other traditional Scouting texts may be downloaded from The Dump.

CONTENTS

Stamps
Stones
Bottle Caps
Bugs and Insects
Butterflies & Moths
Leaves
Flowers
Coins
Grasses
Feathers
Pennants
Woods
Match Folders
Shells
Photographs
Making a Museum

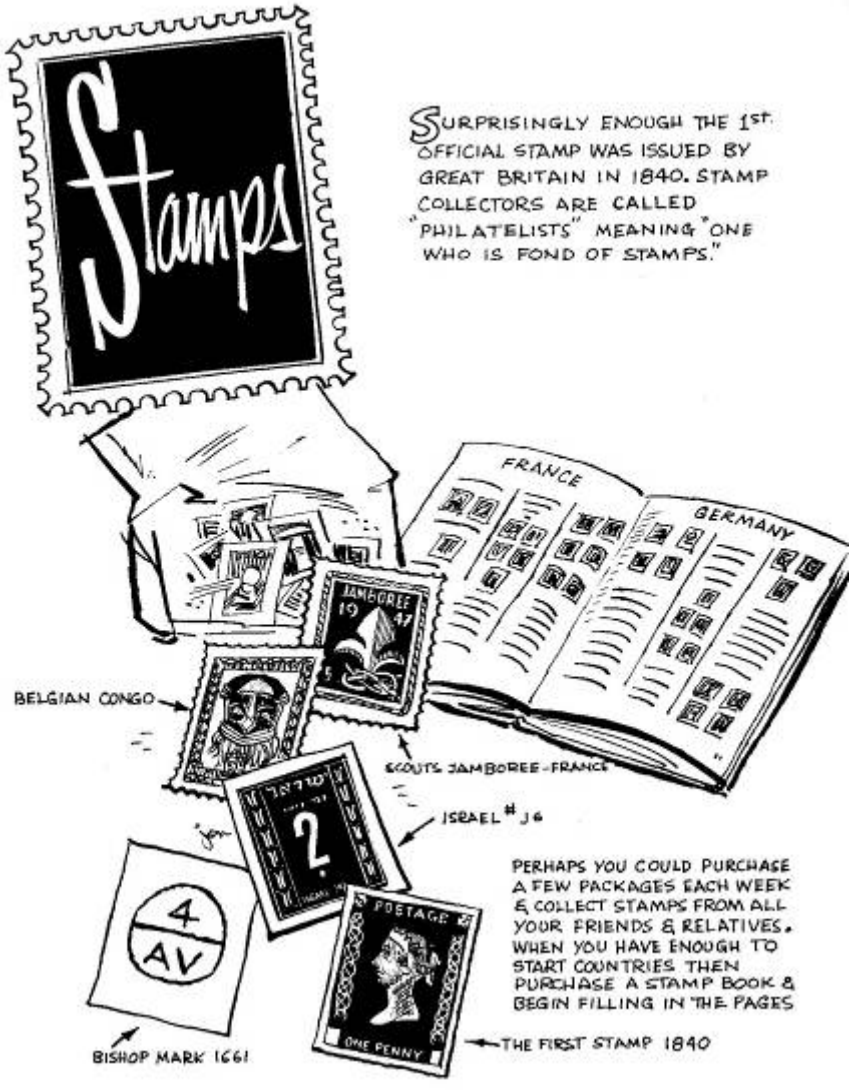
Stamps
SURPRISINGLY ENOUGH THE 1ST. OFFICIAL STAMP WAS ISSUED BY GREAT BRITAIN IN 1840. STAMP COLLECTORS ARE CALLED "PHILATELISTS" MEANING "ONE WHO IS FOND OF STAMPS."
FRANCE
GERMANY
JAMBOREE 19 47
BELGIAN CONGO
SCOUTS JAMBOREE - FRANCE
ISRAEL # J6
PERHAPS YOU COULD PURCHASE A FEW PACKAGES EACH WEEK & COLLECT STAMPS FROM ALL YOUR FRIENDS & RELATIVES. WHEN YOU HAVE ENOUGH TO START COUNTRIES THEN PURCHASE A STAMP BOOK & BEGIN FILLING IN THE PAGES
POSTAGE
ONE PENNY
THE FIRST STAMP 1840
BISHOP MARK 1661

The HISTORY of Stamps
1
AN ANCIENT ASSYRIAN MARK
(KINGS WOULD USE THEIR STAMP
ON THEIR VARIOUS PROPERTY)
(BANNERS SADDLES ETC)
2
THE KING'S SEAL
3
A WAX SEAL
4
PARCHMENT SEALED
WITH WAX STAMP
NEW STAMP
A FIRST DAY COVER
IF A STAMP IS CANCELLED ON THE
DAY OF ISSUE ITÉ CALLED A FIRST DAY
COVER. SHOWN IS A TYPICAL ONE
COMMEMORATIVE
DESIGN

WHAT YOU NEED...
STAMP TONGS
COLLECTOR PACKAGES
Collectors HISTORY SERIES
MAGNIFYING GLASS
A STAMP ALBUM OF COURSE
PEN
INK
MOISTEN ONLY BLACK PART
STAMP HINGES ARE IMPORTANT
TOP
BACK OF STAMP

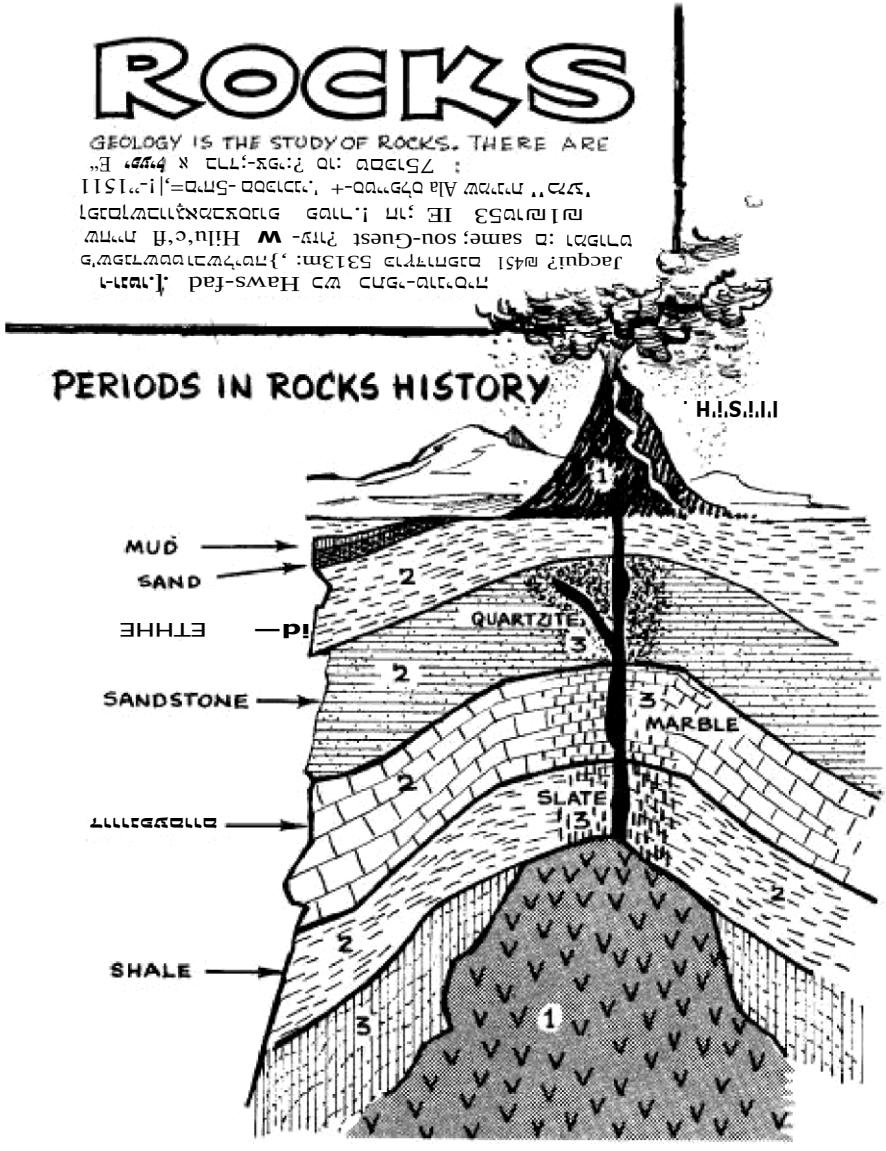
ROCKS
GEOLOGY IS THE STUDY OF ROCKS. THERE ARE
PERIODS IN ROCKS HISTORY
H.I.S.!.!.!
MUD
SAND
SANDSTONE
SHALE
QUARTZITE
MARBLE
SLATE
1
2
3


KINDS OF ROCK
IGNEOUS
PUMICE
OBSIDIAN
BASALT
SEDIMENTARY
CONGLOMERATE
SHALE
GRANITE
METAMORPHIC
MARBLE
LIMESTONE
SHALE
ANTHRACITE COAL

POI l'ÑHINÛ Ɛ DIÇPLAYING


POP BOTTLE CAPS
EVEN BOTTLE CAPS CAN BE COLLECTED. SAVE THE TOPS FROM—
AZLMOS
KETCHUP
SODA POP
ZING
USE SCREWDRIVER TO REMOVE CORK
HOUSEHOLD CLEANERS
HAT
TOP
CORK INSERT
SHOWING HOW TO FASTEN
MAKE A TOPPER...
—HOW LONG HAS IT BEEN SINCE BOYS BEGAN MAKING BEANIES? WHY NOT YOU?
PINK EDGE AS SHOWN
ADD POP BOTTLE CAPS, BADGES, NAME, ETC.
GET DAD'S OLD FELT HAT & REMOVE BAND

BUGS and INSECTS

TODAY THERE ARE OVER 600,000
sPzCIES OF rzsSECT5.r U wlL
Glææ BEETLESBE ãASIEBT 7"O
ØE6ieJ ø/lTH& GO pN FÏ¢ØfztTHERB

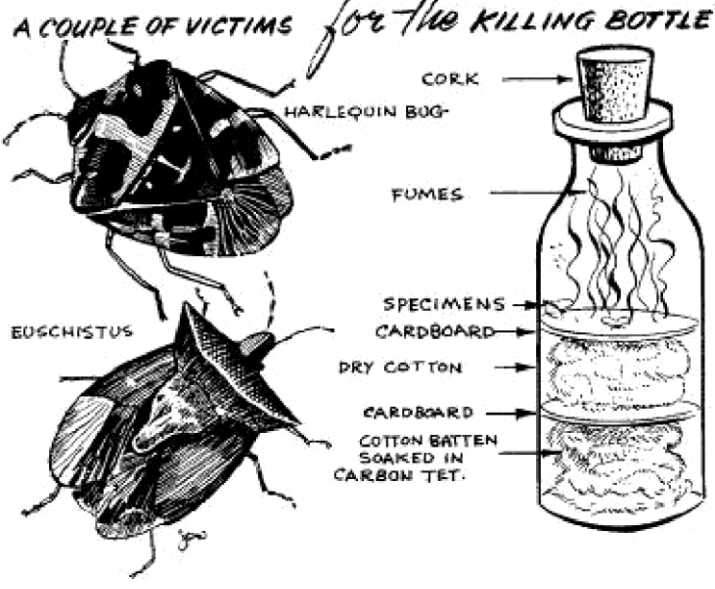


Some BEETLES -
JAPANESE BEETLE
BURYI & BEETL E
CATERF LLAR HUNTER
TWO SPOTTED
COLORADO POTBTO BEETLE
RHIHWOLEROS BEETLE

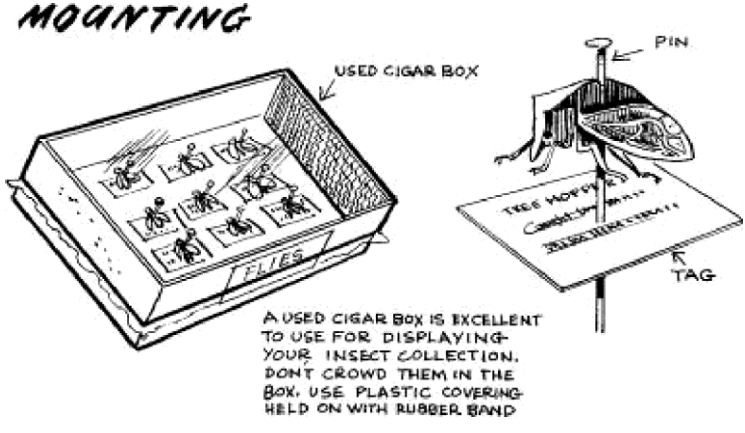
MOUNTING
USED CIGAR BOX
PIN
TAG
FLIES
A USED CIGAR BOX IS EXCELLENT TO USE FOR DISPLAYING YOUR INSECT COLLECTION. DONT CROWD THEM IN THE BOX. USE PLASTIC COVERING HELD ON WITH RUBBER BAND

Butterflies AND MOTHS

¥fHAT YO\I NEED





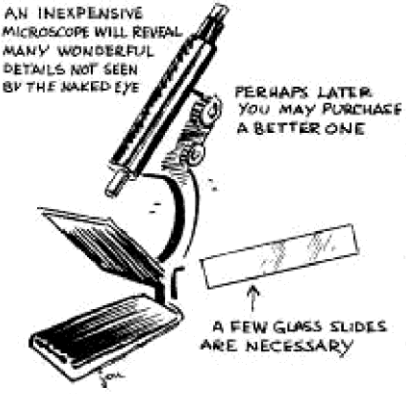




SOME TYPES...
Butterflies
THE FAMOUS MONARCH
BRONZE & COPPER
GULF FRITILLARY
Moths
LUNA MOTH
CECROPIA
SPHINX MOTH
COCOON
LARVA

Leaves
PRINTING & TRACING
LEAVES BECOME VERY BRITTLE IN TIME & BREAK EASILY. A PERMANENT WAY TO KEEP A RECORD IS BY PRINTING. THIS MAY BE DONE BY USING CARBON PAPER, BLUEPRINT PAPER, CRAYON RUBBING, PLASTER CASTS, ETC.
CRAYON IMAGE
RUB ONE WAY ONLY
JUST LIKE YOU HAVE DONE MANY TIMES WITH COINS ETC. PRESS FIRM & DO NOT LET PAPER SLIP
1 ASSEMBLE LEAVES ON PAPER IN DARK ROOM.
3 FLOODLIGHT EXPOSE UNTIL PAPER TURNS GREENISH GRAY
BLUEPRINT PAPER. CUT INTO SHEETS. 8½ x 11 IS A GOOD SIZE. BUY PAPER FROM ART OR ARCHITECT STORE
2 GLASS 1" LARGER ALL AROUND THAN PAPER
4 AFTER EXPOSURE WASH FACE SIDE DOWN IN PAN OR BATH-TUB FOR AT LEAST 5 MINS. DRY IN SHADE


MOUNTING
PICTURE FRAME
GLASS OR PLASTIC COVER
WAXED SPECIMENS
DRAW SYMBOLIC TREE ON WHICH TO GLUE LEAVES. USE INDIA INK.
HERES A NEAT WAY TO SHOW OFF YOUR COLLECTION OF WAXED LEAVES. IF DONE NEATLY THIS WILL LOOK WELL ON ANY WALL
NAMES OF LEAVES
how to wax
MODERATELY HOT IRON
PIECE OF HEAVY WAX PAPER (USE FRESH PIECE FOR EACH SIDE)
LEAF

DRYING – MOUNTING – DISPLAYING – KEEPING

FLOWERS

DRYING

CAN YOU GET A CHEAP PRESS? Or USE HEAVY WEIGHTS

MAKE YOUR OWN. ITS REALLY QUITE SIMPLE. ALL YOU NEED IS 2 PIECES OF WOOD, PREFERABLY HARDWOOD, & A TURNSCREW IF YOU CAN AFFORD IT, OTHERWISE USE HEAVY WEIGHTS ON TOP

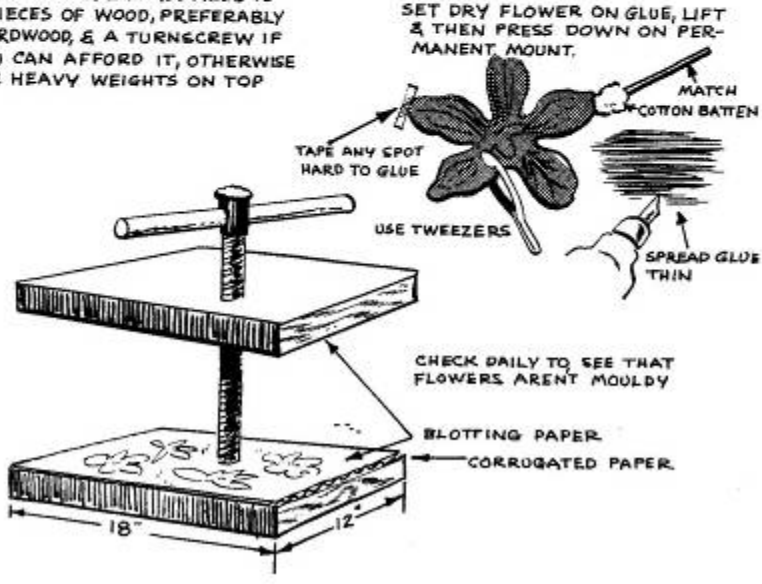

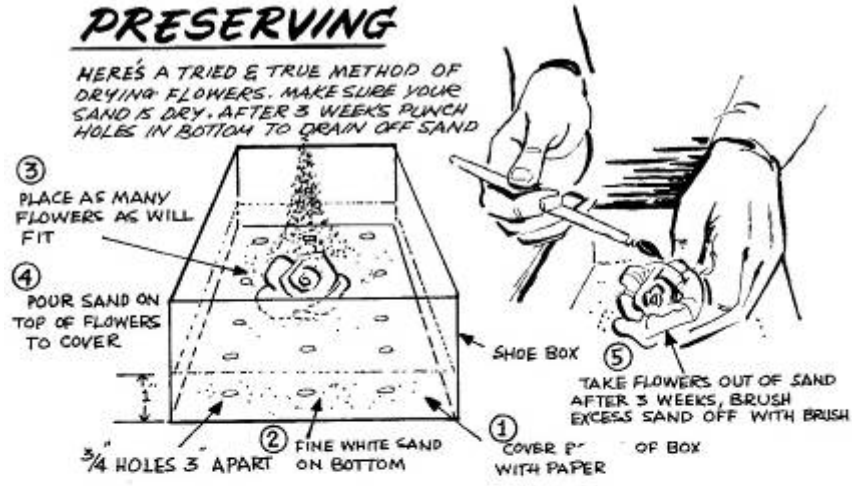
PRESERVING
HERE'S A TRIED & TRUE METHOD OF DRYING FLOWERS. MAKE SURE YOUR SAND IS DRY. AFTER 3 WEEKS PUNCH HOLES IN BOTTOM TO DRAIN OFF SAND
3
PLACE AS MANY FLOWERS AS WILL FIT
4
POUR SAND ON TOP OF FLOWERS TO COVER
SHOE BOX
5
TAKE FLOWERS OUT OF SAND AFTER 3 WEEKS, BRUSH EXCESS SAND OFF WITH BRUSH
3/4" HOLES 3" APART
2
FINE WHITE SAND ON BOTTOM
1
COVER BOTTOM OF BOX WITH PAPER

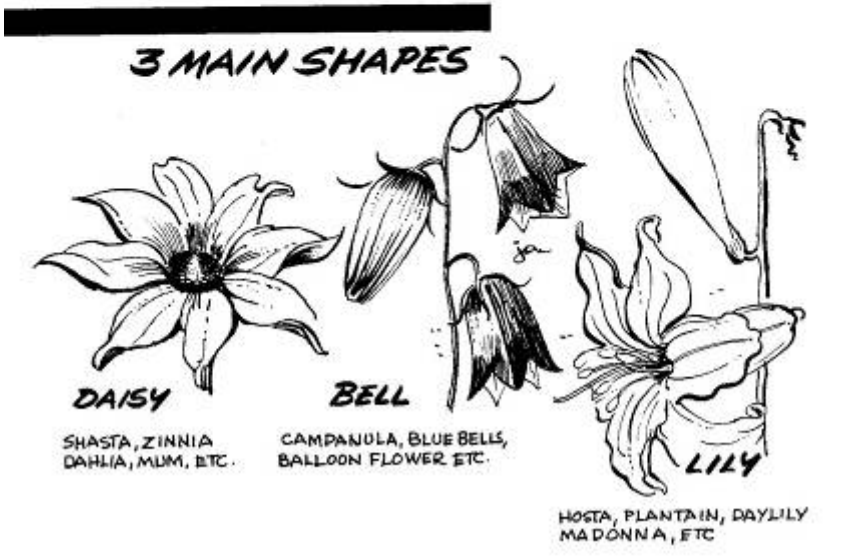
3 MAIN SHAPES
DAISY
SHASTA, ZINNIA DAHLIA, MUM, ETC.
BELL
CAMPANULA, BLUE BELLS, BALLOON FLOWER ETC.
LILY
HOSTA, PLANTAIN, DAYLILY MADONNA, ETC

START WITH COINS OF LOW VALUE. HAVE YOU ANY FRIENDS ELSEWHERE IN THE WORLD? TRADE WITH THEM OR PERHAPS YOU KNOW SOMEONE NEWLY ARRIVED FROM ANOTHER COUNTRY.

HOW TO START

ENGLISH

AMERICAN

FRENCH

GERMAN

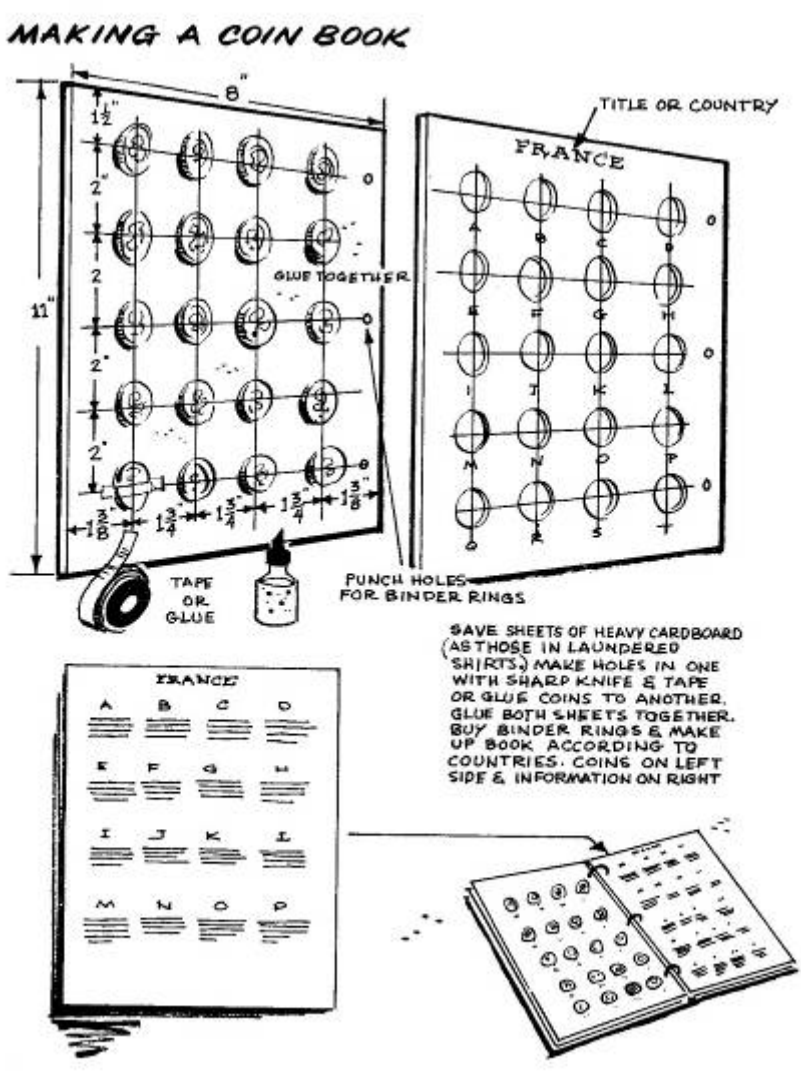
MAKING A COIN BOOK
8"
11"
1½"
2"
GLUE TOGETHER
TITLE OR COUNTRY
FRANCE
TAPE OR GLUE
PUNCH HOLES FOR BINDER RINGS
SAVE SHEETS OF HEAVY CARDBOARD (AS THOSE IN LAUNDERED SHIRTS.) MAKE HOLES IN ONE WITH SHARP KNIFE & TAPE OR GLUE COINS TO ANOTHER. GLUE BOTH SHEETS TOGETHER. BUY BINDER RINGS & MAKE UP BOOK ACCORDING TO COUNTRIES. COINS ON LEFT SIDE & INFORMATION ON RIGHT
FRANCE
A B C D
E F G H
I J K L
M N O P

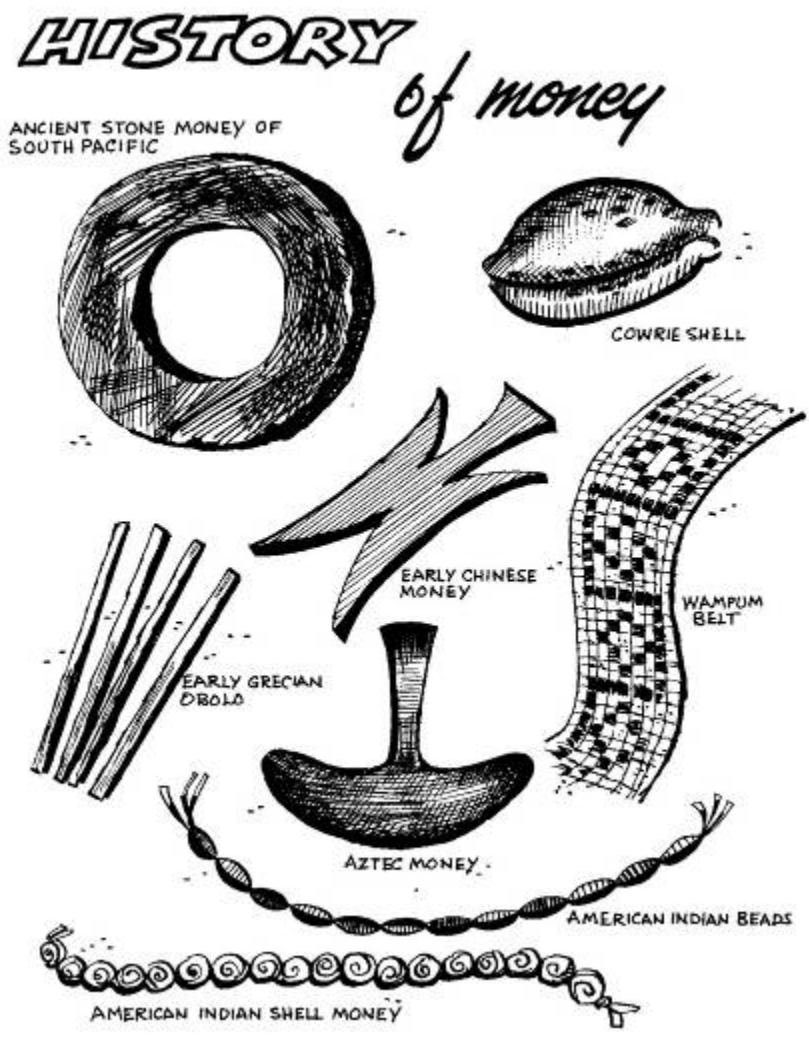
HISTORY of money
ANCIENT STONE MONEY OF SOUTH PACIFIC
COWRIE SHELL
EARLY CHINESE MONEY
WAMPUM BELT
EARLY GRECIAN OBOLO
AZTEC MONEY
AMERICAN INDIAN BEADS
AMERICAN INDIAN SHELL MONEY

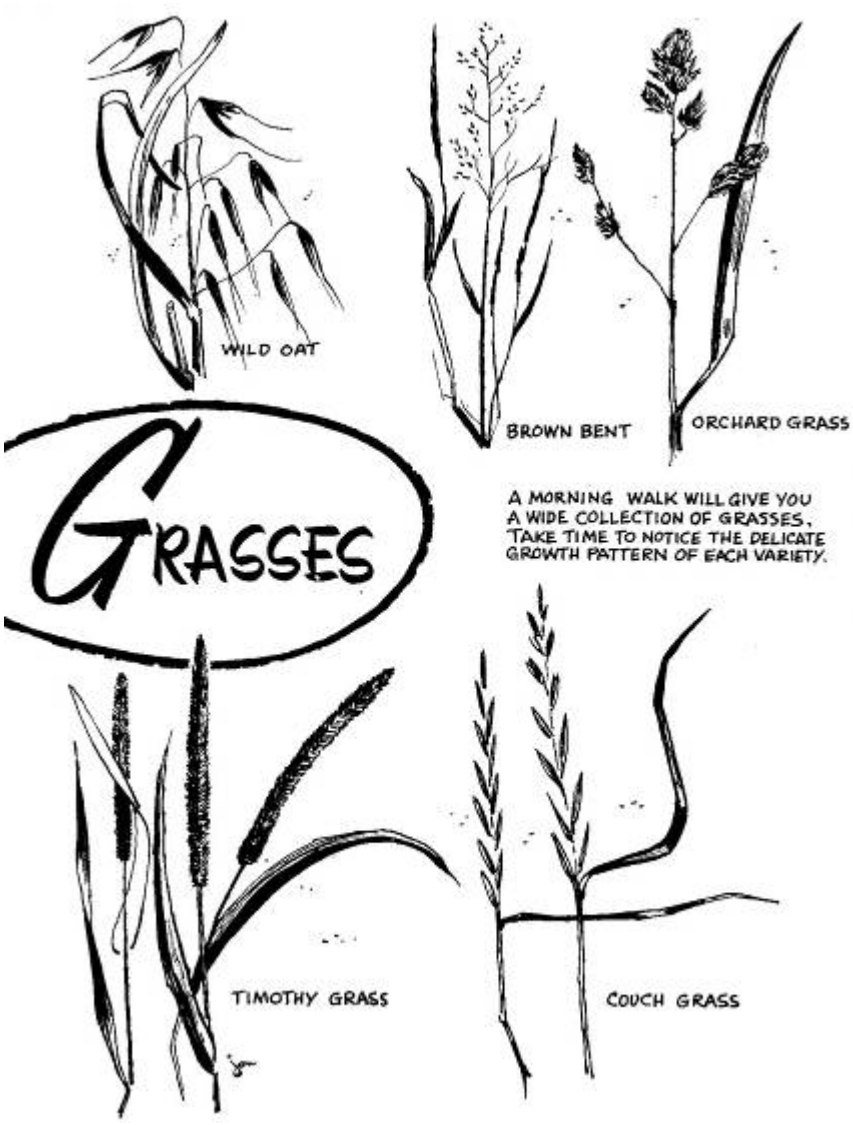
WILD OAT
BROWN BENT
ORCHARD GRASS
GRASSES
A MORNING WALK WILL GIVE YOU A WIDE COLLECTION OF GRASSES. TAKE TIME TO NOTICE THE DELICATE GROWTH PATTERN OF EACH VARIETY.
TIMOTHY GRASS
COUCH GRASS

DRYING
BRICK OR OTHER HEAVY OBJECT
① LAY SPECIMEN OUT AS FLAT AS POSSIBLE - SPRINKLE WITH POWDER
② LAY CARDBOARD ON TOP - ADD WEIGHT.
③ LEAVE IN DRY, CLEAN PLACE FOR 2 WEEKS OR MORE OR UNTIL COMPLETELY DRIED OUT
YOU MAY PURCHASE THIS AT DRUGGISTS
BORAX POWDER
USE YOUR COLLECTION FOR A Lamp Shade
USE ONLY THIN PARCHMENT OR BROWN WRAPPING PAPER. MAKE 2 FROM PATTERN. LAY PRESSED GRASSES ETC. BETWEEN SHEETS & GLUE EDGES TOGETHER. SHELLAC HEAVILY ON BOTH SIDES.
1" FOR FOLDING AROUND WIRE FRAME
THIS DIMENSION TO FIT WIRE FORM
PASTE EDGES TOGETHER LEAVE 1/2" ON SHADE FOR THIS.
TRY A PIECE OF WASTE PAPER ON FRAME FIRST. USE THIS AS PATTERN.
EITHER SEW OR GLUE AT TOP & BOTTOM
BUY CORK SOCKET & LAMP HOLDER AT HARDWARE

FEATHERS
NEVER KILL A BIRD FOR ITS FEATHERS
YOU CAN FIND FEATHERS IN THE FIELDS,
COUNTRY & BY THE ROADSIDE, EVEN IN
YOUR OWN BACKYARD.

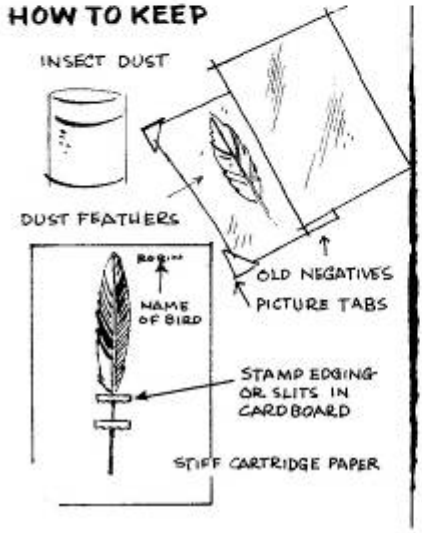
HOW TO KEEP
INSECT DUST
DUST FEATHERS
OLD NEGATIVES
PICTURE TABS
ROBIN
NAME OF BIRD
STAMP EDGING OR SLITS IN CARDBOARD
STIFF CARTRIDGE PAPER

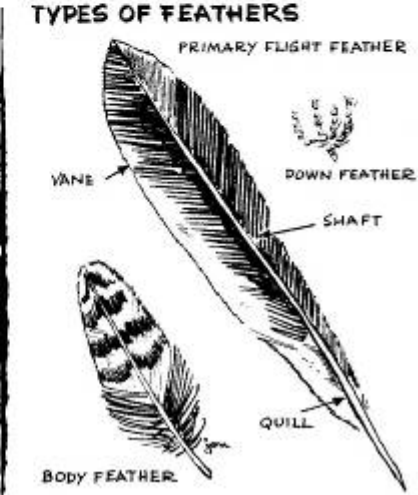
TYPES OF FEATHERS
PRIMARY FLIGHT FEATHER
DOWN FEATHER
VANE
SHAFT
QUILL
BODY FEATHER

PENNANTS

HOW TO COLLECT & MAKE YOUR OWN

MANY BOYS SOONER OR LATER COLLECT PENNANTS & HANG THEM IN THEIR BEDROOM OR PLAYROOM.

WHY NOT MAKE YOUR OWN? ITS EASY & ALSO LOTS OF FUN- IF YOU GET REALLY GOOD PERHAPS YOU CAN EVEN SELL SOME.

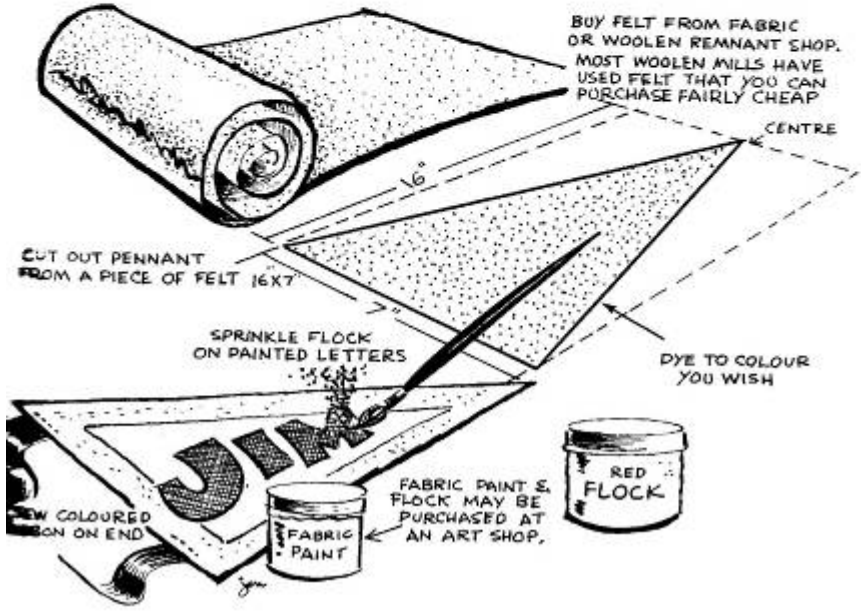

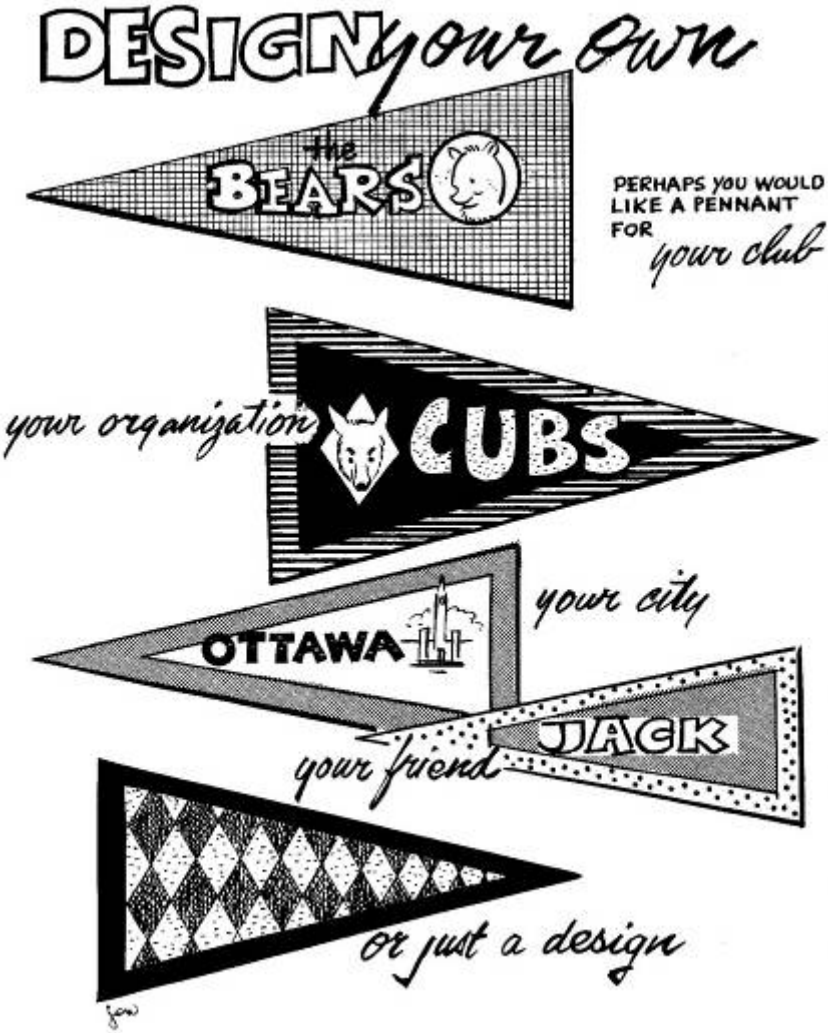
DESIGN your own
the BEARS
PERHAPS YOU WOULD LIKE A PENNANT FOR your club
your organization
CUBS
OTTAWA
your city
your friend
JACK
or just a design

WOODS

HOW TO CUT

A COLLECTION OF WOODS CAN TELL US MANY THINGS. WITH A LITTLE PRACTICE YOU WILL BE ABLE TO SAW A THIN PIECE FROM THE BRANCH. IT SHOULD BE THIN ENOUGH FOR LIGHT TO PASS THROUGH. PICK UP SAMPLES OF WOOD FROM SAW-MILLS, LUMBER YARDS, ETC. LEAVE THE BARK ON THE SPECIMEN

IF YOU HAVE DIFFICULTY SAWING THIN SLICES THEN CUT AS SHOWN WITH SHARP KNIFE



CLAMP IN VISE & USE SHARP SAW

KEEP SPECIMENS NEATLY IN A BOOK AS SHOWN OR PLACE THEM BETWEEN 2 LAYERS OF PLASTIC AND INSERT INTO OLD 35mm SLIDE.

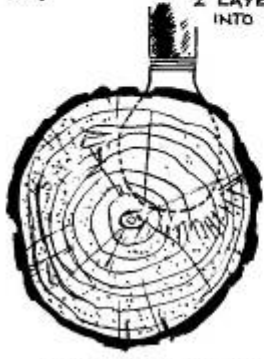



HOLD SLIDES UP TO LIGHT & NOTICE DIFFERENT MARKINGS ON EACH VARIETY

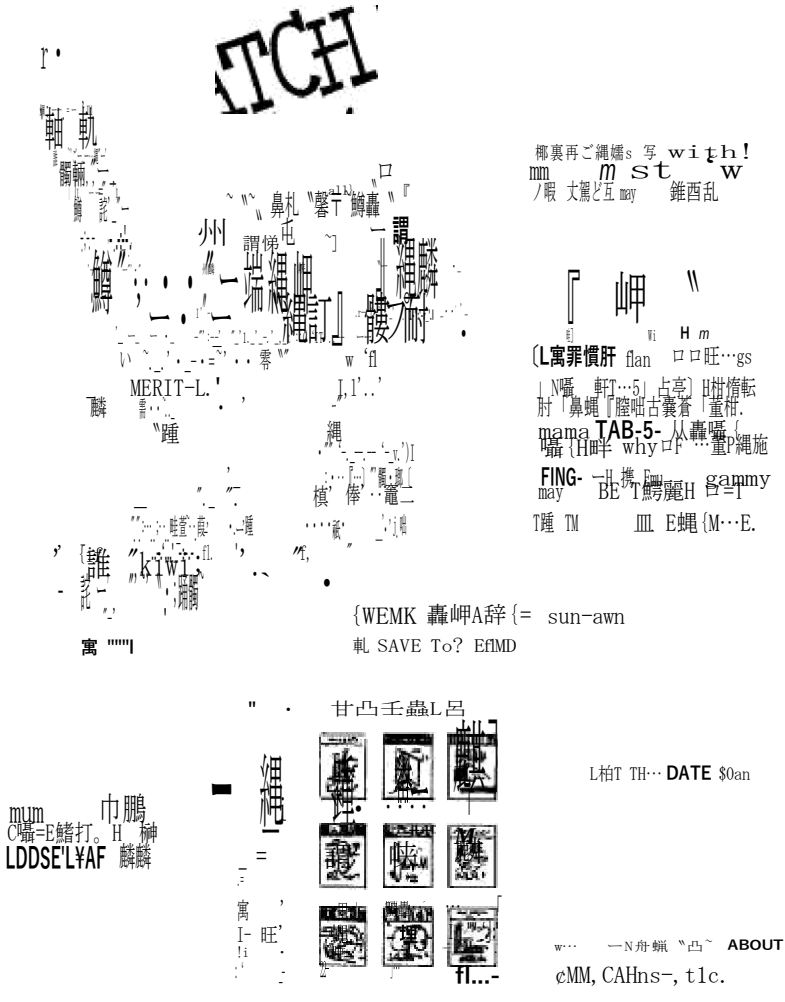
ATCH
軸 軌
鼻札
謂悌
鱒
端 縄 嵋
縄訂
縄 鱗
腰ノ耐
MERIT-L.
縄
槙 俸
誰 kiwi
寓
椰裏再ご縄嬬s 写 with!
mm m st w
ノ暇 丈駕ど互 may 錐酉乱
『 岬 〃
〔L寓罪慣肝 flan ロロ旺…gs
mama TAB-5- 从轟囁
FING- gammy
may BE T鰐麗H
T踵 TM 皿 E蝿{M…E.
{WEMK 轟岬A辞{= sun-awn
軋 SAVE To? EflMD
甘凸壬蟲L呂
mum 巾鵬
C囁=E鰭打。H 神
LDDSE'L¥AF 麟麟
L柏T TH… DATE $0an
w… 一N舟蝋 〝凸〜 ABOUT
¢MM, CAHns-, tlc.

SHELLS
ONE OF THE MOST FASCINATING HOBBIES IS THE COLLECTION OF SHELLS. MOST SHELL ANIMALS LIVE IN THE WATER & THEY BUILD THEIR SHELLS OUT OF THE LIME IN THE WATER. THERE ARE MORE THAN 75,000 ANIMALS WITH SHELLS
KEYHOLE LIMPET
BANDED TULIP
HUMPHREY'S WENTLETRAP
SPINDLE SHELL
ANGEL WING

the QUEEN CONCH
QUEEN TEGULAS
LOOK for these!
VIRGIN NERITES
TURRET SHELL
GIANT ATLANTIC

Photography

EVERY BOY TODAY CAN HAVE A SIMPLE CAMERA FOR A FEW DOLLARS. EXPERIENCE IS THE BEST TEACHER BUT HERE ARE A FEW BASIC POINTS TO MAKE YOUR PICTURE COLLECTING FUN.



BUY A SIMPLE CAMERA

THE ABOVE CAMERA MAY NOT BE EXACTLY LIKE YOURS BUT BASICALLY ALL SIMPLE CAMERAS ARE THE SAME. IF YOUR CAMERA HAS F. NUMBERS THE LOWER THE NUMBER THE MORE LIGHT IS ALLOWED ON TO FILM

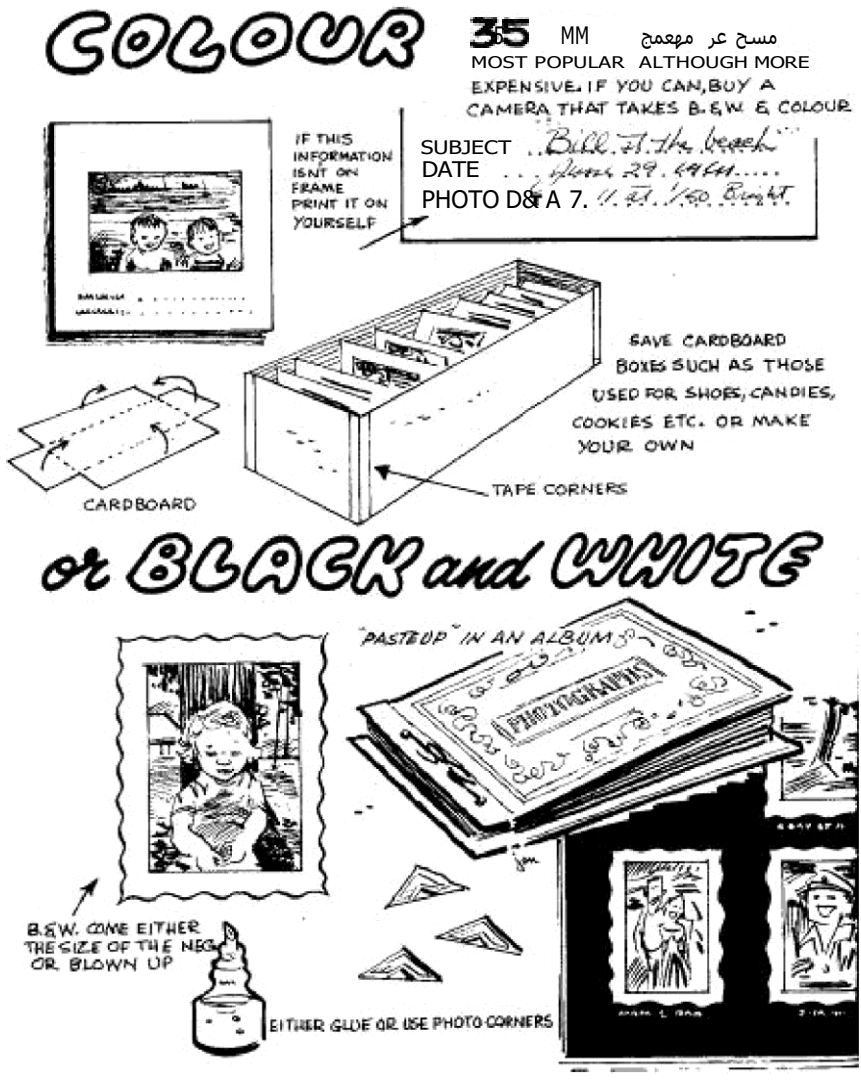
COLOUR
35 MM مسح عر مهمج
MOST POPULAR ALTHOUGH MORE
EXPENSIVE. IF YOU CAN, BUY A
CAMERA THAT TAKES B.&W. & COLOUR
SUBJECT
DATE
PHOTO D&A 7.
IF THIS INFORMATION ISN'T ON FRAME PRINT IT ON YOURSELF
SAVE CARDBOARD BOXES SUCH AS THOSE USED FOR SHOES, CANDIES, COOKIES ETC. OR MAKE YOUR OWN
TAPE CORNERS
CARDBOARD
or BLACK and WHITE
"PASTEUP" IN AN ALBUM
PHOTOGRAPHS
B.&W. COME EITHER THE SIZE OF THE NEG. OR BLOWN UP
EITHER GLUE OR USE PHOTO CORNERS


making a MUSEUM
ROCKS
COINS
TRAY PULLS
GARDENER'S FLATS
SHELLS
BLACK BOARD
GREEN CARTRIDGE OR BIBLE PAPER FOR LINING BOX
LEAVES
TRAYS
ORANGE CRATE-ETC.
ANY BOY WORTH HIS SALT CAN MAKE A MUSEUM. BEG, BORROW OR BUY A USED BUTTER BOX OR ORANGE CRATE. FILL IN WITH SHELVES AND "AWAY YOU GO".

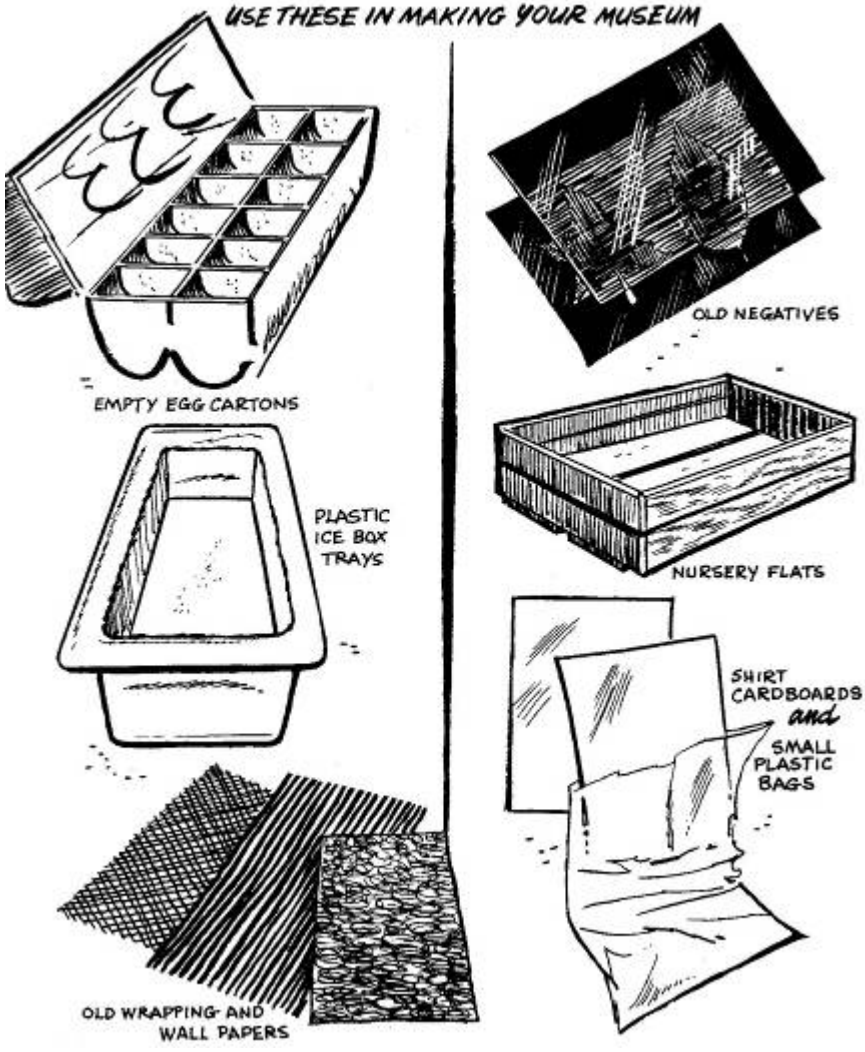
USE THESE IN MAKING YOUR MUSEUM
EMPTY EGG CARTONS
OLD NEGATIVES
PLASTIC ICE BOX TRAYS
NURSERY FLATS
SHIRT CARDBOARDS and SMALL PLASTIC BAGS
OLD WRAPPING AND WALL PAPERS