

# Fun at the Pond

by Ruth Dubeau

February is the time to celebrate friendships and family with Valentines. Organize a party, and take a month to plan its events. Why not even get together with a Cub pack for a linking event? Following are some ideas to consider.

## Valentine Bookmarks

Young readers will find colourful bookmarks inspirational. Make these Valentine's Day bookmarks either as a gift for a reading buddy, or present one to grandma, grandpa or parents. Beavers or Cubs can make several (up to five) bookmarks on one piece of construction paper. (See below)

Young Beavers can draw and colour their own bookmarks of favourite places or things, or they can cut pictures out of magazines and glue them into vertical bookmark-size strips.

Older Beavers or visiting Cub may want to cut out shapes of flowers, trucks or airplanes, and glue them onto construction paper. Other children might want to write a poem (see example below) or stick on Valentine stickers.

Before cutting out the group of five bookmarks, seal them in clear mac-tac (available in craft shops, drugstores and hardware stores). Peel the paper backing from one sheet of mac-tac, and press it carefully (sticky side down) on the bookmark page. Repeat these steps for the other side, then cut the bookmarks out.

## Valentine Friendship Poem


Write this poem on your bookmarks or on giant red Valentines cut from construction paper.

Five little Valentines  
ready to mail,  
This one's for (*child's name*),  
and this one's for  
(*child's name*).  
This one is yellow;  
this one is blue.  
The last one is special.  
It's for you!

## February is Heart Month

Borrow a stethoscope from a doctor or ask a parent-doctor to visit your colony. Help your Beavers to listen to their hearts. Remember, a stethoscope is not a toy; children should never play with it. It can damage their ears.

When each child has heard his or her heart at the "resting heart rate," get everyone moving quickly. Jog on the spot and do some jumping jacks. Now let the children listen to their heart rates. Explain to colony members that one hour of exercise a day can help keep their hearts healthy.



## Valentine Bookmarks

Beavers or Cubs can make several (up to five) bookmarks on one piece of construction paper.

Decorate or write a poem to complete.

Five little Valentines ready to mail. This one's for Conrad, and this one's for Xavier. This one is yellow; this one is blue. The last one is special. It's for you!

## Penny Hunt

Many years ago in other countries, friends gave money to each other as a way of expressing their devotion. Here's a game that ties into this theme.

Prepare by getting several rolls of pennies from a bank, and hiding them around your meeting room. Give each child a bag to collect the pennies in, and then set the Beavers loose to find them. At the end of the game, divide the pennies up so they are shared equally.

## Valentine Bird Feeders

This craft is perfect for older Beavers.

Give each child a heart shape cut from thin plywood. (A leader will have to prepare this before the meeting.)

Let them colour one side of the heart red, but not the other side. Drill a small hole at the top of each heart for hanging it, and tie a ribbon or wire through the hole.

Show the children how to create a water-based, edible glue made by mixing one cup of flour with a little bit of water. Mix the flour and water in a bowl with a popsicle stick until it forms a thick, pasty consistency.

Ask the Beavers to paint the glue all over their plywood hearts, *but only on the unpainted side*. When finished, give them sunflower seeds to press into the glue on the plywood heart. (See diagram) Make sure they cover the entire surface with seeds. Set the hearts aside (it might take until the next meeting for the glue to dry), then let the children take them home to hang near a window

As you work on the bird feeders, sing these songs. The first is sung to the tune of "Row, Row, Row Your Boat".

Feed, feed, feed the birds  
All the winter long.  
Suet and seeds, crumbs and corn  
Will help to keep them strong.

### *The More We Get Together Song*

Try this song as a round.

The more we get together, together, together  
The more we get together  
The happier we'll be.

## Valentine Bird Feeder




Colour one side of the heart red, but not the other side.

Then paint the glue all over the unpainted side of the plywood hearts.

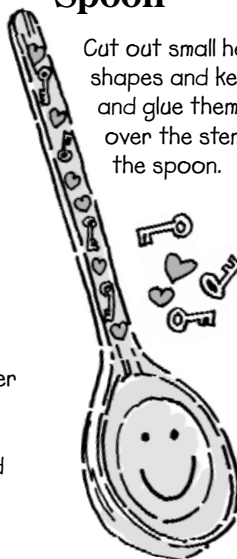


Add sunflower seeds to complete the Valentine Bird Feeder. Then hang it up outside. (See above)



## Friendship Spoon

Cut out small heart shapes and keys, and glue them all over the stem of the spoon.



For your friends are my friends  
And my friends are your friends  
The more we get together the happier we'll be.

## Friendship Spoons

In Wales long ago, people carved wooden spoons and gave them as gifts on February 14. Hearts, keys, and key-holes were favourite decorations on the spoons. The decorations meant, "You unlock my heart!" Let's continue this tradition, but with a Scouting twist.

Buy some inexpensive wooden spoons at a dollar store, one for each child. Distribute markers, ribbons, googly eyes, scissors, sparkles, glue and construction paper to your Beavers.

Let the children cut out small heart shapes and keys, and glue them all over the stem of their spoons before colouring a happy face in the wide bowl. (See diagram) The Beavers may want to glue googly eyes in comical spots on the spoons, and decorate them further with sparkles and ribbons.

When dry, Beavers can give their spoon to a friend or (better yet) someone new to their school.

## Valentine Heart Race

Cut out lots of giant, red hearts from pieces of construction paper.

Form your Beavers into teams. The first Beaver in each line puts a large, red Valentine down on the ground in front of him or her, steps on it, then places a second Valentine in front of the first, and steps off the first and onto the second. Then the Beaver reaches back, takes the first Valentine and places it in front of the one he or she is standing in, before stepping over to it. This continues until the child reaches the far side of the room, whereupon the Beaver races back and tags the next person in line.

Each season offers its own program opportunities. Use Valentine's Day to build friendships and link your colony to a Cub pack. \

— Ruth Dubeau is a warm-hearted Scouter from North Bay, ON.

## Valentine Heart Race



Each Beaver reaches back, takes the first Valentine and places it in front of the one he or she is standing in, before stepping over to it. This continues until they have reached the far side of the room.