

# ROVER VENTURER MAGAZINE

DEC~FEB 2018



Editor –J Kirby McCuaig

Graphics –James Kam

Associate Editor – Helen Ho



It starts with Scouts.

## Zoo Moot – Scandal or the Tradition Continues – You Choose?



Which is the bigger story coming out of Zoo Moot: Highly Respected Supreme Court Judge accepts Bribe or the Zoo Moot Tradition Continues? You Choose?

Reliable sources say that it more than just a rumor that scandal rocked Zoo Moot when one of its judges was reputedly reported as having accepted a Bribe during the moot events!

On the other hand our Venturer Scout Company have been attending the popular event for many years and this year in we came in record numbers. Whereas 4 or 5 Venturer Scouts had been a large turnout, this year we had 8 Venturer Scouts plus 2 Rovers Scouts.

While I was only kidding about the scandal, I wasn't kidding about the popularity with our group for the moot. Zoo Moot has been our gate way into attending Moots for our Company. The fall tradition of attending this moot has been the introduction to moots to our new members each year. If your company or crew hasn't been attending moots, try a couple as each is a little different as they has its own theme.



One of our favourite events is smell the pie as this is the first indication of what kind of pies will be available for dessert after the Saturday night potluck dinner. The traditional potluck dinner with lamb being supplied by the host group, means the best meal on the Moot calendar for our Company and

Crew every year.

Our tradition of taking a photo with the moot sign continues and has capped our weekend of bonding our new members with the rest of the company.

J Kirby McCuaig - Advisor 6<sup>th</sup> Willowdale

# LOUTH CONSERVATION AREA

If you are looking for a place to take your Beaver Scouts, Cub Scouts or Scout's on a picturesque, fairly flat, short hike you can find it in the Niagara Region. It's called the Louth Side Trail. This gem of a trail is listed as an introductory hike in the Bruce Trail Guidebook on Map #4. The total length is about 2.3km. This little trail has lovely views of a deep river valley and as you walk along you will discover many fascinating limestone boulders. The highlight of the hike is the majestic Louth waterfall which flows into 16 mile creek. The address is Louth Conservation Area. 3193 Staff Ave, Jordan Station, Ont. L0R 1S0.



*Tessa Shelvey*

# Tips for Travelling to Internationally to Scouting Events

Want to experience the world outside of Canada? Travelling to Scouting events is definitely the way to go! Two summers ago we travelled to Finjam 2016 (Roihu) and had a blast. This past summer we figured out that if we had the funds and time it was possible to travel to jamborees in 9 different jamborees over a 3-month period! Alas... the desire was there, but the funds were not.



The first time you prepare to travel out of country it can be a little daunting, so here are some of the things we learned. There is lots of information on the Scouts Canada site that can also guide you. Don't be afraid to ask QUESTIONS, QUESTIONS AND MORE

QUESTIONS! We are extremely indebted to those that answered our all of ours, even the ones we now see as silly!

1. We started planning 8 months in advance and this really was not enough time. A year **or more** in advance is preferable, with 2-3 years being even better. What do you want your experience to look like? Investigate all the opportunities, and then select a couple of options (i.e. jamborees; Working at Scout Centres; Linking with Duke of Edinburgh participants another country; volunteer experience; check <https://www.scout.org/events>, <https://www.scout.org/node/20623> (where to stay in Europe), and <https://www.scout.org/nso> (check individual countries for events); Scouts of the World program etc.). Find out when your Scouters be available, and for how long, as this will determine the length and dates of the trip. BSA recommends you travel no less than 16 days to make it worth the effort, and if you are travelling to a different continent, 3-5 weeks is ideal to take advantage of all of the opportunities. Scouts Canada has excellent documents, and we found this one to be very useful as well: [suggestions for traveling overseas with boy scouts and venturers https://www.scouting.org/filestore/international/pdf/TravelWithScouts2017-05-09.pdf](https://www.scouting.org/filestore/international/pdf/TravelWithScouts2017-05-09.pdf)

2. Who will be attending? Will it be a closed group or are you willing to be a composite group?

b) Contact the Scouting organizations or international groups involved and get put on their newsletter list, Facebook groups etc. A decision will have to be made before the semi-final itinerary is posted, so you need to get a good sense about the organization of the event and what is offered to make this a valuable experience often without seeing the final details.

c) Check **ratios** of Scouters to youth. How many over the age of 21 will you need? Find out for each age group what ratio will be expected. Will your scouter(s) be with you, or could they be reassigned? Will Scouts have to volunteer any time? Will Ventures have to work full time, or will they be offered any of the program? What will Rovers and Scouters be required to do, and how will they be treated? What costs will there be for by those who are participants and those who are OOS?

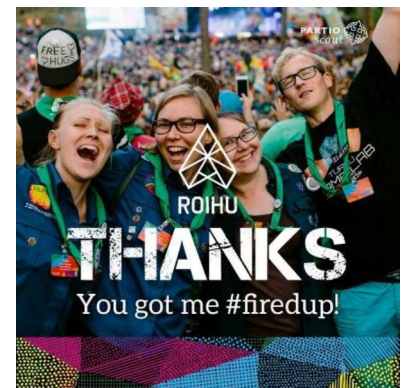


Figure 1 <https://www.facebook.com/RoihuInternational/>



d) It is really important to make sure that everyone you travel with is **compatible**. Small things that bug you now will drive you crazy while you are away. Observe each other carefully at meetings for compatibility, maturity, openness to new experiences, dietary requirements and fitness. Have frank discussions and set up a code of conduct that starts immediately. Can they manage their own medication? Make it clear that you are not willing to travel with someone who will put you at risk by their word, deed or behaviour. Be clear that you are representatives of Scouts Canada. You can't just pick up the phone and send them home by Uber if things go wrong!

d) Will there be **Home Hospitality** programs, and if not, can you arrange one? Are there local Scouting Groups that you can stay with to reduce your expenses and enhance your experience? Or ones that will loan you gear? These details can come later, but if you know up front, it will help you better calculate your expenses.



Figure 2 Ventures in Finland often build their own saunas at their camps.

Figure 3 Our host invited all the local Scout Groups for dinner and to party!

Special Note: Make sure you exchange the names, address and phone numbers, of the full group you are travelling with, and your hosts as soon as possible, and definitely upon arrival. Everyone needs this information in case of emergency, and you will need to provide this to Scouts Canada. Begin emailing back and forth to help understand what they expect and the culture.

3. Visit a travel agent , your library and do on-line searches for information about the countries you are thinking of visiting. What are the travel requirements for travelling to these places?

- Check travel advisories at <https://travel.gc.ca/travelling/advisories>
- Is there any country that a member of your group/composite group could not get a passport or Visa for? Remember your flight may not directly take you to your destination. When we flew we were supposed to change planes in Chicago, but when our original flight was changed so that the plane was leaving 20 minutes before we were to land from Toronto, we had to change our plans. This meant that we ended up landing in New York, had to go through Customs again, change airports, and then board our next flight for Finland.
- Is there anyone that will need to carry a permanent residence card? Is dual citizenship an issue?
- Will anyone need to get permission from a parent with whom they do not live so that they may travel?



Remember that passports for those under 16 are a different application than for those over 16.

- Is anyone turning 16 before or during the adventure?

Passports **MUST** be good for at least 6 months after your departure from Canada! EVERY PERSON ATTENDING SHOULD HAVE THEIR PASSPORT AND OTHER DOCUMENTS IN HAND AT LEAST 3 MONTHS BEFORE YOUR DEPARTURE DATE.

4. Check out prices of transportation on-line to get a general idea of fares for when you are travelling. Also look at the exchange rate for the locations. Look up the general cost of some common items, such as a cup of coffee, price of a loaf of bread and milk. Will you have to pay to use a toilet while off site? This will give you an idea of just how expensive it is to travel to that country.

b) Decide if you want to do a self-guided tour in advance or after the jamboree and price it out. Is the jamboree offering a pre or post tour as an option? Sometimes you may have to take a leap of faith for this, as the itinerary may not be available until after you commit.



5. Look up health concerns and vaccinations needed for each country you would be passing through. This may help you make a decision as to where to travel. Some countries have **strict rules** for entry based upon your vaccination record; and you may have to spend considerable time and money over a period of months to get these vaccinations.

Of course, because the risk for certain diseases can vary greatly from one city or town to another even within one country, it's important to know as much about your itinerary as possible. This is true whether you are traveling with a guided tour or planning your own visit. When you review you're finalize your itinerary be sure to consider:

- Where you will be traveling, including whether you will be in urban or rural areas
- How long you will visit
- What season you will visit
- Lodging conditions (air conditioning, open-air tents, or screened-in house or room)
- Mode of travel
- Food and water treatment
- Planned activities



*At registration for your jamboree you may be asked to supply vaccination records for all of the attendees.*

### **Made a decision?**

Have a meeting with your all the people supporting you, starting with parents, and Group Committee. Decide who will be the Contact person representing the travellers, pick a registrar, treasurer, and a paper pusher if needed (see below, and there is other documentation that will need to be put together). Choose a secretary/"archivist" that can keep minutes of you meetings and document everything you do so that put together the pictures are the end of the trip for presentation to you sponsors, Scouters club and local groups. This also avoids any controversy of who should be doing what.

- ❖ Get an upfront cash deposit from all your fellow travellers to confirm their genuine commitment. Be clear about what qualifies for a refund.
- ❖ Come up with a payment schedule. It is very stressful to have someone who really wants to go, but only makes promises and does not follow through, leaving you without the minimum number you need to have to attend and event, OR leaves the rest of the travellers on the hook for the remainder of their payments



You will need to make 2 copies of each of the following and then plan to send these off to **your Council office** 8 weeks or more before your departure date:

1) A **Letter of Intent** must be sent to your Council Office in which you must outline your travel itinerary and supply:






Create a spread sheet that can track the forms and documentation coming, with the pertinent information. ***Some of this information is needed by your insurance agent to book your travel plans, and some must be submitted Council with your application.*** Logically included information or check off for: name, myscouts number, date of birth, passport number and expiry date, and a photocopy of the main passport page handed in, proof of health and cancellations insurance (company and number), emergency contact numbers for the insurance, parent consent form for level 3 trip, parent permission to travel without them, physical fitness form, copy of vaccination record (showing vaccinations up to date), letter of intent, permission to travel, and itinerary given to each family up to date picture of individual, PRC up to date for over 18.

Another table might have family emergency contact information and all your important numbers.

A copy of this information should be left behind your designated contact person in a binder that contains copies of all of the documentation for each person.



Put together a medical binder. The UK Vents that visited us this summer had a page for each youth with the medical and medication information. Every time someone need medication, 2 Scouters had to be present, check the label on the medication, give it to the youth to administer, and sign off that the medication had been given. This book came about as a result of a youth being double medicated on another trip due to poor communication. They had youth that took regular medications, and also had youth that had been injured on trip and needed strong pain killers. In both cases double dosing would have been catastrophic to the youth AND their trip.



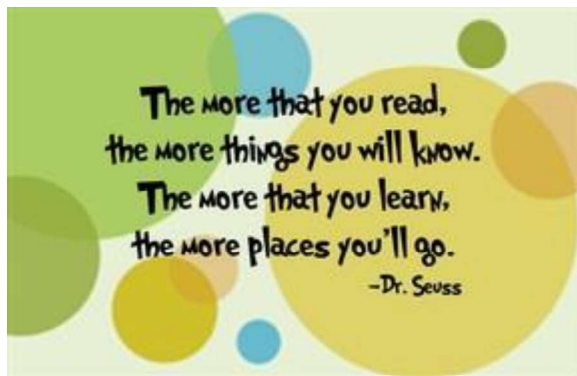
### **A Travel Agent is your Best Insurance!**

Find a travel agent! Make sure your travel agent is registered in Ontario with TICO so that if for some reason (your hotel is destroyed), you have additional insurance through the agent to a refund.

We found agents that charged \$50 p.p. (standard rate), group rate of \$27 p.p., and one that donated her time. ***It is worth every penny! Make sure you find one who will take your calls 24 hours a day.*** Peggy hunted out the best way for us to travel based on our needs. It was cheaper to fly out on the schedule she found than end up staying over for another night in Finland. When American Airlines cancelled our flight, she was the first to know and re-booked us on another flight within the allotted time line without penalty (the notice I got from the airline came 3 days later). When our flight was cancelled due to weather in New York and we were told at 12:30 at night that we would be trapped in New York at our own expense **for 3 days** until their long weekend ended, we called Peggy who gave us simple clear instructions as to what to do. We ended up with free transportation and free night with meals at a hotel on Times Square and a flight out the next day all compliments of the airline! Think of the advantages to you if a disaster or illness or injury strikes before you pinch those pennies. She was also able to advise us on travel and the right/best health insurance (did we already have coverage? Who needed extra coverage due to pre-existing conditions?). I think of the youth who broke her leg at CJ' how much would that have cost us in Finland? How about the youth that had to be hospitalized for pneumonia at CJ' 13? Or the re-patriating the body of the youth that passed away from a long-standing illness from the U.K. at Roihu 2016? We don't like bad new, but that is what insurance is for!



### **Research, Research, Research**



Go to the library and get books/travel guides on the country you will be visiting. Trace the routes you will be travelling. Have each traveller research a different aspect and report back. Is there anywhere especially want to see? Learn about the culture and customs. Will you need to have euros on hand to pay for access to toilets for example? Will you be able to drink the water? Will you have to pay for tap water? How much is bottled water? What medications will you need to take to with you (in Finland almost everything must be prescribed

by a doctor, and we could not even find cough drops or a sore throat in a pharmacy).

What equipment will you need to take with you? Will there be an extra charge if you are flying? Can you rent equipment there? What is provided by at the jamboree? We found a composite group that was willing to loan us tents. Our meals were provided! Will you be able to use your cellphone there? Do you need to buy a SIM card there, or does your plan have a reasonable extra charge? Remember you cannot travel with anything that used fuel that is not either new, or carefully purged check the rules).

## Ready to Travel?

Have a packing night to make sure everyone has what they need, and that it fits into your travel plans. We found back packs/canoe packs were the way to go, and this worked well for our extended trip. Dragging a suitcase over uneven grounds for 3 km would have been a terrible experience. The 2 people who carried canoe packs allowed our group to take gifts for our hosts, a good first aid kit and general medications. Double check everything to follow the rules for your mode of travel!



- Example: make sure no one has a forgotten knife, lighter or matches in a forgotten pocket in the pack.
- There are lots of good websites out there that can help you figure out how to pack really space efficiently.
- Check out the rules about electronics.
- Border authorities do have the right to search your computer and phone. Going to the US, they can force you to give them your passwords, access to social media, and can search, detain/seize your devices, and detain you.
- Strategize how you will do a pre-check on each other at the airport for emptying your water bottles/coffee cups and checking pockets before you check in your luggage (the stories I could tell...). Make a plan before you leave.
- Can people travel without a phone? Does anyone need to purchase a burner phone? Check into it!

This is just a few of the things to consider when you travel. If you are prepared, then you will have minimal stress once your trip begins, and you can fully enjoy your experience! There is nothing like travelling outside your own country to bring perspective to your life and create life long memories. If you information to help Scouts travel, send it on in!




# Out & About

Number 48

## Hiking the Niagara Glen Trails

In my last column, I promised to provide information on trails other than the **Bruce Trail** in future columns, and since then Tessa Shelvey and I have travelled to the Niagara Region and hiked a portion of the Niagara Glen Trails. Many of you may have travelled River Road and the Niagara Parkway and have seen the Niagara River below or the US shore across the river valley, but how many of you have hiked down to the river its self? The trails offer a few hours of hiking quite different from what you experience on the Bruce Trail which starts nearby at Queenston.



After you have parked your car or better yet locked up your bike after riding from either Niagara-on-the-Lake or Niagara Falls, walk across the park to the staircase that will begin your journey down to the

Niagara River. The metal staircase itself offers beautiful views, so stop along the way down on each of the levels. We took our time descending the staircase, as the new snow that arrived late Friday night and early Saturday morning gave the gorge an imagery of an old black and white photo.




What becomes apparent when you reach the bottom of the staircase are the hundreds of boulders that can't be seen from above. The trails wind their way around, between and under them. What was once part of the escarpment is now a playground for the outdoor adventurer. This was our first time on these trails, and hiking during the winter gave us the feeling that we had been transported to another time and place. It is hard to imagine that you are just a few kilometres away from millions of people in the Golden Horseshoe and New York State across the river.

The snowcapped bounders were incredible. Each turn along the trail brought a new experience. I don't know if the spring, summer and fall will compare to our winter experience but we are willing to give them a try and return for another journey among the bounders.

Our journey started along the Cliffside Trail at the base of the staircase and continued along the Terrace Trail to the River Trail for a view of the river. All of the trails are considered by Niagara Parks as moderate with the exception of the Whirlpool Trail which is concerned difficult.

If you are planning to travel to the Niagara area this is a must. After the excitement of Niagara Falls or the history of Niagara-on-the-Lake, take a moment to relax and take in the wonder.



As the objective of this column and the magazine is to present as many opportunities and choices to the Rover/Venturer Community as possible, I will endeavour to widen my coverage of trails in the future. But there more trails than Tessa and I can travel in a life time, so let us know where you've been. Send in your photos and stories and you may inspire someone else to follow the path less travelled.

**"KEEP THE SHINY SIDE OF THE CANOE DOWN"**

**John Kirby McCuaig  
6<sup>th</sup> Willowdale Venturer/Rover Scouts**

# Photo Journal- 33<sup>rd</sup> Then and Now



The 33<sup>rd</sup> Rover Alumni will be celebrating the 60<sup>th</sup> anniversary of their group in the coming year.

Alumni can call Robert Longworth at  
416-651-3807

for further information



Photos Submitted by  
*Robert Longworth*

## Ontario Events

**Scouts Canada Toronto Marlies Night  
Toronto Marlies vs Rochester Americans**

Ricoh Coliseum  
Toronto, Ontario  
March 3, 2018

[Matt.pullen@mlse.com](mailto:Matt.pullen@mlse.com)

**Laser Quest Lock Down**

1800 St. Laurent Blvd  
Ottawa, Ontario  
March 10-11, 2018

[emilyelow@gmail.com](mailto:emilyelow@gmail.com)

**Toronto Rock Scouts Day**

March 11, 2018  
Tickets: Andrew McDonald  
416-596-075 Ext. 261

**Llama Moot 2018****Llamas Llamas Scout Pyjamas**

Barber Memorial Scout Camp  
March 23 – 25, 2018

[llamamoot@hotmail.com](mailto:llamamoot@hotmail.com)

**VIEW****Venturer/Rover Expedition Workshop**

Camp Samac  
Oshawa, Ontario  
April 17, 2018

[Brian.wick@scouts.ca](mailto:Brian.wick@scouts.ca)

**Music Moot**

Cobourg Scout Reserve  
April 22-24, 2018

[Luke.nikuca@rogers.com](mailto:Luke.nikuca@rogers.com)

**10,000 Trees for the Rouge**

Waldon Pond  
Toronto, Ontario  
April 22, 2018

[www.10000tree.com](http://www.10000tree.com)

**Camelot Moot**

Camp Samac  
Oshawa, Ontario  
May 4-6, 2018

[www.Camelot.weebly.com](http://www.Camelot.weebly.com)

**JOTT – Jamboree on the Trail**

Hike anywhere you like  
May 12, 2018

[jotthikechief@gmail.com](mailto:jotthikechief@gmail.com)

**Goat Moot – Flying Circus**

Camp Shegardaynou  
Princeton, Ontario  
May 25-27, 2018

[El\\_goat@hotmail.com](mailto:El_goat@hotmail.com)

**Redneck Venturee**

Everton Scout Reserve  
Rockwood, Ontario  
June 1-3 2018

[1sandalwood.venturers@gmail.com](mailto:1sandalwood.venturers@gmail.com)

**Lazy Camp**

Camp Samac  
Oshawa, Ontario  
June 15-17, 2018

[Keith.m.186@gmail.com](mailto:Keith.m.186@gmail.com)

**Join in Jamboree**

Camp Samac  
Oshawa, Ontario  
August 3-6, 2018

[dmwick@yahoo.com](mailto:dmwick@yahoo.com)

**Genesis Ventmoot**

Camp Bel  
Dorchester, Ontario  
November 9-11, 2018

[joel@genesiscamp.ca](mailto:joel@genesiscamp.ca)

TORONTO



MARLIES

# SCOUTS CANADA NIGHT



 **TORONTO  
MARLIES**

— VS —

 **ROCHESTER  
AMERICANS**

## SAT MAR 3<sup>rd</sup> | 4:00PM

**\$25**  
/PERSON

**INCLUDES:**

- DISCOUNTED TICKET TO THE MARLIES GAME
- FOOD & BEVERAGE VOUCHER
- MARLIES SCOUT BADGE

**\$61**  
/PERSON

**INCLUDES:**

- ALL OF THE ABOVE, PLUS:
- **SLEEPOVER AT RICOH COLISEUM\***  
**\*MOVIE, SNACKS AND BREAKFAST INCLUDED\***  
**ONLY 100 SPOTS AVAILABLE**

*\*SLEEPOVER IS OPEN TO SCOUTS CANADA REGISTERED MEMBERS ONLY*

CONTACT MATT PULLEN AT 416-815-5554 OR [MATT.PULLEN@MLSE.COM](mailto:MATT.PULLEN@MLSE.COM) TO RESERVE TICKETS FOR YOUR GROUP



# Laser Quest Lockdown Info Package

## Hosted by: Rideau Area Rover Crew

**Date:** March 10<sup>th</sup> – 11<sup>th</sup>, 2018

**Time:** 11:00 pm – 6:00am

**Location:** 1800 St. Laurent Blvd, Ottawa, ON @ (613) 526-4000

THIS EVENT IS OPEN TO ANYONE REGISTERED AS A YOUTH WITH  
SCOUTS CANADA AGED 13-25

### Registration Info

- \$40 per youth with an 80 person maximum – this event is first come, first serve!
- Registration forms/cheques can be mailed to the address at the bottom of the form
- Cheques can be made payable to: *Scouts Canada-Rideau Area Rover Crew*

**\*\*Please note that we are not charging scouters who wish to attend in support of their youth, however we will not be allowing scouters to play due to the limited number of spots available for this event\*\***

### Additional Info

**Peanut-Free** snacks are permitted, there are drink machines on the premises, and a small snack will also be provided as part of the registration fee.

If you have any questions please email Emily Low at:  
[emilyelow@gmail.com](mailto:emilyelow@gmail.com)

**Please send any registration forms/cheques to Phoenix Sandrock at  
the following address:  
5435 North Riverside Drive, Manotick, ON K4M 1H2.**

SHARE YOUR HEALTH  
AND VITALITY WITH  
SOMEONE IN NEED



## 1<sup>st</sup> University Rover CHALLENGE



### *Scouts Canada - Blood Drive*

50 Units @ Yonge Bloor Clinic  
2 Bloor St East – Hudson's Bay Centre  
Concourse Level – Yonge Entrance

*Saturday, March 24 & 31*



## What Can YOU Give?

Contact [1stuniversityrovers@gmail.com](mailto:1stuniversityrovers@gmail.com)  
to get involved and show your Spirit!



It starts with Scouts.  
Tout commence avec  
les Scouts.

**Join the Movement!**



Canadian Blood Services  
*it's in you to give*




# WOOD BADGE II ON THE CANADIAN PATH

## April 6-8 & June 15-17, 2018

### 2 Weekend Course at Camp Samac (Oshawa, ON) All Sections

COLONY  
Beaver Scouts



PACK  
Cub Scouts



TROOP  
Scouts



COMPANY  
Venturer Scouts



CREW  
Rover Scouts



#### COURSE DESCRIPTION & PREREQUISITE

This course will provide you with the advanced skills necessary to plan and run Scouts Canada's youth programs in compliance with Program Standards and By-Laws Policies and Procedures.

Wood Badge II looks to increase Volunteer Support and Program Quality, Wood Badge II focuses on the practical application of the program facilitation and safety concepts learned in Wood Badge I, while introducing basic outdoor and Scouter support skills.

In addition you will get the opportunity to meet and network with other Scouters from across Ontario.

*Candidates are required to attend all sessions on two weekends and complete home assignments to complete the course.*

- The following requirements must be met in order to qualify to attend Wood Badge Part II training;
1. Completed Wood Badge I for The Canadian Path (David Huestis Learning Centre Course ID 6536)
  2. Completed or will complete the Outdoor Skills requirement
  3. Have experience working with the section you are registering for
  4. Are able to work with the section you are taking training for in between the 2 course weekend
  5. Have identified two mentors in your local Scouting community

#### COURSE FEES

**Early Bird \$185**

Deadline Early Bird – Feb. 28, 2018

**Regular Fee \$210**

Deadline – March 16, 2018

*If you have already taken a Wood Badge II, you may elect to not receive an additional necker and beads and will receive a \$25 discount on your registration fee. Identify this on the registration form online.*

## FULL DETAILS & REGISTRATION ONLINE AT [www.woodbadge2.ca](http://www.woodbadge2.ca)

For more information or registration assistance, please contact

Course Coordinator: Tim Pollock [tpollock@customprinting.ca](mailto:tpollock@customprinting.ca) 905-922-9581

Course Administrator: Brenda Swain [drkagl@rogers.com](mailto:drkagl@rogers.com) 905-410-0758



It starts with Scouts



## **ViEW Venturer / Rover “Expedition Leader” Workshop**

Training for Youth Participants aged 13 +

**Venturers, Rovers and Advisors**

**Saturday April 7, 2018, 9:00 am- 4:30 pm**

**Camp Samac, 275 Conlin Rd East, Oshawa, Ontario**

Registration **\$15.00**

Camping at Cabin #6, \$25.00 extra Friday-Sunday, incl. meals.

The Tri-Areas are offering a Venturer / Rover Executive training course, open to all Venturers and Rover aged members. The Canadian Path suggests that all youth take a leadership role, this is a great opportunity to explore how this works and can be implemented into the event planning for your group.

Participants will learn the skills necessary to organize and run a high performing Venturer Company/Rover Crew. The training will be held with social time built in to the schedule to share ideas and network with other Venturer Companies and Rover Crews, a great way to build your program calendar.

We will also be discussing out of area events like Moots, Huck Finn and Offers of Service at DIBC as options for program events. Scouters are welcome to attend but this training is specifically to train, develop and encourage our youth leaders.

Bring a bag lunch. Coffee, tea and water will be provided.

**Register Online:**

<http://www.whitbyscouts.org/machform/view.php?id=78274>

**Enquires:** Brian Wick [brian.wick@scouts.ca](mailto:brian.wick@scouts.ca)



1ST SANDALWOOD'S  
**REDNECK  
COUNTY  
VENTUREE  
2018**



**JUNE 1-3**


**YOUTH \$25  
LEADERS \$15**

**EVERTON  
SCOUT  
RESERVE**

**VENTURERS  
ROVERS  
& RANGERS**

[1SANDALWOOD.VENTURERS@GMAIL.COM](mailto:1SANDALWOOD.VENTURERS@GMAIL.COM)

[Countyventuree.scouter.ca](http://Countyventuree.scouter.ca)



## SENIOR SECTIONS

### LAZY CAMP 2018

1<sup>st</sup> of many (unless organizers are too lazy to make another)

**Where:** Camp Samac, Oshawa

**When:** June 15 -630pm drop off June 17 (1030am pick up (1pm for 1<sup>st</sup> prize)

**Registration;** \$5. Email Keith McGinty Keith.m.186@gmail.com

I was talking with a few scouters and the conversation was “my youth are the laziest, they just play cards” then another scouter goes “yeah well mine only make meals that involve the least dishes”.

So I thought, \*we should put this to a test\*

Points to the laziest Vent / Rover group that attends (Yes, you must attend, none of this “oh I was too lazy to show up”)

**1<sup>st</sup> Prize winners;** To the group who wins 1<sup>st</sup> Prize for being the laziest group, I have arranged a special award at Samac on Sunday June 17 that will be from 1030am (camp end) till 1pm

**2<sup>nd</sup> Prize winners;** A secret prize that in itself is wonderful, but not as fun as 1<sup>st</sup> prize.

**3<sup>rd</sup> Prize winners;** You weren't quite lazy enough, there's always next year.

Now, I asked Robert and Colin from 7<sup>th</sup> Rovers to assist at the camp, and they were all for it. I asked them to put together some activities and they said “oh we thought being on the planning team meant we didn't have to do anything” **10 points to 7<sup>th</sup> Rovers**

Now, unless you're 7<sup>th</sup> Rovers, you're 10 points behind. How lazy can you be?

\*Disclaimer; you must eat, drink water, be safe, and not wake me up.

Editor's Note:  
This is how the flyer came  
Too lazy to edit it, my apologies

# Join in Jamboree

Join In Jamboree  
Scouts Canada Camp Samac,  
275 Conlin Road East, Oshawa,  
Ontario, Canada  
August 3-6, 2018



Open to all Cubs, Scouts, Venturers & Rovers, and equivalent Girl Guide sections. Individuals may register on their own and will be grouped with other individuals in a composite camp site.

Camp Samac is easily accessible by public transportation and an easy 1 hour commute from Toronto's Union Station to the Durham College UOIT campus across the street from the campsite.

## **International guests Welcome!**

We are already expecting delegations of Scouts from St. Petersburg, Russia, Denmark, and the UK.

Tell us when you are coming to Canada, we will help you plan your trip, make reservations, assist with transportation, and maybe even home hospitality. We can arrange longer stays at Camp Samac in cabins or tents and assist with extra gear you won't want to carry with you on a train or airplane. We can help with everything from grocery shopping to onsite activities and off site visits to tourist sites.

The nearest airport is Toronto Pearson International (YYZ) with daily flights from hundreds of destinations.

## **Camp site amenities**

Summer camping at Lake Samac means, canoeing, archery, pellet shooting, access to an Olympic sized swimming pool, camping on well-maintained grounds, Scouts Canada camping store onsite, obstacle courses, hiking trails, and more. Camp sites have access to fresh municipal water and flush toilets. Sites have campfire rings and tenting under trees or in the open field.

Scouter Dale Wick: [dmwick@yahoo.com](mailto:dmwick@yahoo.com)

**Canada Wide****JOTT – Jamboree on the Trail**

Hike anywhere you like

May 12, 2018

[Jotthikechief@gmail.com](mailto:Jotthikechief@gmail.com)

**Eastern Canada****Maritime Scouters Conference**

Future Inns

30 Fairfax Drive

Halifax, Nova Scotia

March 2-4, 2018

**Orion 2018 - Zombie Apocalypse (Venturer Scouts)**

Greer Creek Youth Camp

Fredericton, New Brunswick

March 23-25, 2018

[www.scoutrivorton.org](http://www.scoutrivorton.org)

**80th Anniversary Provincial Camp Celebration**

Camp Buchan

Belfast, Prince Edward Island

July 2, 2018

**Western Canada****Autumn Moot Goes to a Topical Paradise**

Camp Byng

Roberts Creek, British Columbia

April 27-29, 2018

**Quest 2018 (Canoe Tripping)**

Grass River Provincial Park

July 6-15, 2018

The Pas, Manitoba

[Quest.canoeing@gmail.com](mailto:Quest.canoeing@gmail.com)

**Campanoe (All Sections)**

Good Spirit Scout Camp

Yorkton Saskatchewan

July 28 – August 5, 2018

[campanoechallenge@gmail.com](mailto:campanoechallenge@gmail.com)

**Saskatchewan Service Corps. Orientation Camp**

Anglin Lake, Saskatchewan

August 5-12, 2018

[Service.corps@gmail.com](mailto:Service.corps@gmail.com)

**Pie Iron Challenge**

Rowan's Ravine Provincial Park

Strasbourg, Saskatchewan

November 24-28, 2018

Tyson Goebel at 306-526-5805





I'M

A

B.C. Rover

ARE

SERVICE

YOU?



## **Orion Challenge – Zombie Apocalypse**

**March 23 – 25, 2018**

**Greer Creek Youth Camp**

**Fredericton, New Brunswick**

The 1st Rivorton Rovers are excited to be hosting Orion this year! The camp will be from 7:00pm on March 23, 2018 to 11:00am on March 25, 2018 at the Greer Creek Youth Camp outside of Fredericton, NB.

Venturer Scout Companies will be sleeping outside and will be expected to build shelters. The maritime weather can be very unpredictable at that time of year so everyone will need to come prepared for anything that Mother Nature can throw at us. As the Friday arrival time will be approaching sunset, it is acceptable to tent/hammock/etc. the first night. Further time will be given between breakfast and lunch on the Saturday to work on shelters.

As with Orions in the past, breakfasts will be provided and companies will bring and prepare their other meals and snacks. Saturday evening will again be a “Mystery Ingredient Supper” and each company will have to incorporate this year’s mystery ingredient into their meal and will be judged by our panel of “experts” (really just some brave Rovers).

This year’s Orion will be Zombie Apocalypse themed. Youth will be grouped into teams to compete and earn points in various activities.

Contact: [www.scoutsrivorton.org](http://www.scoutsrivorton.org)



What is Autumn Moot (Goes to A Tropical Paradise) you ask? Well let me briefly tell you about it!

At Autumn Moot (Goes to A Tropical Paradise) we shall engage in a splendid variety of Rover related endeavours. These include a service project, talks, exciting games, and large conflagrations (bonfire).

Most importantly however, is the chance to share an excellent experience with your fellow Rovers. Feel free to bring all of your Tropical getaway outfits, music and nostalgia.

Camp Byng, Roberts Creek, British Columbia

# JAMBOREE ON THE TRAIL (JOTT)



**Join the World Wide Scouting Hike**  
On Saturday, May 12<sup>th</sup> 2018  
Cost of badge is \$2.00

\*Jamboree on the Trail is a world hiking event held every year for ALL scouting sections at <http://jamboreeonthetrail.org>

\* \* \* \*

For more information contact:  
Dave Wiebe: [jotthikechief@gmail.com](mailto:jotthikechief@gmail.com)  
Twitter - @jotthike #jott2018  
Instagram - @jotthike  
Facebook – Jamboree on the Trail

## JOTT - Night Hike



Cost of badges is \$5.00 and this is geared toward Venturer Scouts, Rover Scouts and Senior Scouts

We suggest that you do a night hike on Friday night May 11<sup>th</sup>

Contact [jotthikechief@gmail.com](mailto:jotthikechief@gmail.com)

For more details

# QUEST

JULY 6-JULY 15, 2018

QUEST IS A CANOE TRIPPING CAMP FOR YOUTH WHO ARE SECOND YEAR SCOUTS AND OLDER (USUALLY 12 YEARS OLD AT THE BEGINNING OF THE SCOUTING YEAR). ADULTS FROM ANY SECTION ARE WELCOME TO COME ALONG

QUEST 2018 WILL BE HEADING NORTH!  
BASE CAMP WILL BE AT ONE OF THE CAMPSITES IN GRASS RIVER PROVINCIAL PARK (WHICH ONE WILL BE CONFIRMED SHORTLY). TRIPPERS WILL BE PADDLING THE GRASS RIVER SYSTEM.

FOR MORE DETAILS ABOUT QUEST 2018, CHECK THE WEBSITE AT <https://sites.google.com/site/questmanitoba/home> OR SEND A NOTE TO THE QUEST TEAM AT [QUEST.CANOEING@GMAIL.COM](mailto:QUEST.CANOEING@GMAIL.COM). REGISTRATIONS ARE AVAILABLE ON THE WEBSITE.

QUEST CAMPS FILL UP QUICKLY AND POTENTIAL QUESTEES SHOULD RETURN PAPERWORK PROMPTLY TO AVOID DISAPPOINTMENT.

FIRST YEAR SCOUTS AND YOUTH MOVING FROM CUBS TO SCOUTS IN 2018 SHOULD CONSIDER ATTENDING SCOUTLOOK, AN INTRODUCTION TO CANOEING AND WILDERNESS CAMPING, TO BE HELD THE SECOND WEEK OF AUGUST 2018 AT CAMP ALLOWAY ON BIG WHITESHELL LAKE. WATCH THE WEBSITE FOR REGISTRATION DETAILS <http://scoutdooradventuresmb.ca/scoutlook/>



## International Events

### **EuroMoot 2018**

Mario-O-Roto Scout Camp  
Christchurch, New Zealand  
March 29 – April 2, 2018  
[info@eurmoot.com](mailto:info@eurmoot.com)

### **Roverway 2018**

**15<sup>th</sup> European Guide and Scout Conference**  
Various Locations with the Netherlands  
July 23 – August 3, 2018  
[info@roverway2018.nl](mailto:info@roverway2018.nl)

### **III Moot Interamericano**

Cusco, Peru  
July 28 – August 4, 2018  
#moot2018

### **8<sup>th</sup> Africa Scout Youth Forum**

**Theme: Africa Scouting: Building the Foundation for Sustainable Development**  
Harare, Zimbabwe  
September 4-8, 2018  
[www.scout.org/africayouthforum](http://www.scout.org/africayouthforum)

### **24th World Scout Jamboree**

Hosted by US, Mexico & Canada  
Summit Bechtel Family Nat'l Scout Reserve  
Beckley, West Virginia, U.S.A.  
August 2019  
[www.2019wsj.org](http://www.2019wsj.org)

### **16<sup>th</sup> World Scout Moot**

Larch Hill, Ireland  
July 22 – August 1, 2021  
[Worldscoutmoot2021@scouts.ie](mailto:Worldscoutmoot2021@scouts.ie)

*Happy New Year!*

*Join us in celebrating 100 years of Roving in 2018*



# 2018 MADAGASCAR

## AMBATO BOENI • SCOUTS CANADA



**Information Package**







## **SALAME!**

*Salame* is a normal greeting in Madagascar. It's Malagasy (the first official language of Madagascar) for "Hello" and, appropriately, comes from the word for peace. Since 2006, Scouts Canada has been working in partnership with the village of Ambato Boeni, Madagascar on several community development initiatives and we're heading back in August 2018! Will you be part of this adventure?

Madagascar is one of the most fascinating countries on the face of the Earth and one that most people will only ever imagine (if they know it's actually a real place at all!) The island existed for 88 million years as a separate landmass from all other continents, leading to some of the most varied flora and fauna in the world, like lemurs and chameleons. As people started to migrate along trade routes, and through colonization, Madagascar has been influenced by Arabic speaking traders (which is where the word "*salame*" comes from), the English, the French and even the Russians! Today, it is a cultural mosaic of people from all around the Indian Ocean and South Asia.

The people of Madagascar in general, and of Ambato Boeni in particular, are incredibly welcoming. They are always willing to share a laugh or a smile, two things that easily break down language barriers. The trip will not simply be limited to working on a construction site. You'll have the opportunity to get out and meet and interact with people, experience the culture and see parts of this unique and amazing country.

Not only is Madagascar different from nearly all other places on Earth, but it's incredibly different from one side of the island to the other. From the capital of Antananarivo to the village of Ambato Boeni, you'll travel through densely populated city to grasslands, rolling hills, the windswept peak of the island, lush forests and then the dusty Boeni region, all within 600km! The rapid transformation of the country as you drive across it is spectacular!

Madagascar is a country that most people will only ever dream of visiting. Creating a better world is something that we all strive to do as Scouts. Here's your chance to bring both of these together in a life-changing adventure.

## **PROJECT BACKGROUND**

Over the years, youth and adults from Scouts Canada have worked closely with the people of Ambato Boeni to accomplish many different projects in 2009, 2012, 2014 and 2016. We've built six classrooms in two different buildings, homes for families, a water tower, a washroom and shower facility, eight wells (with another now underway), an administrative centre for the school including a kitchen, offices and a storage area, and even a compost station! There is always something to do at the Roborobo Public School.

We're still finalizing details for the 2018 project with our partners in Ambato Boeni, but it's important to remember that a project like this will not change the course of world history. It won't achieve all the Sustainable Development Goals of

the United Nations (or even be the solution to just one of them), but it will contribute in its own way to changing the lives of others for the better. There are two great examples of the impact this project has had over the years:

In 2008, the leading cause of death among children in Ambato Boeni was water-borne disease. Since our partnership to dig the first wells in 2009, *not a single child in the village has died from water-borne disease*. The impact can be that great.

In 2013, after the first academic year that the Roborobo School was open, the school was recognized by the ministry of education in Madagascar for having scored the highest average mark of any school in the region on the national standardized tests. The school was so successful after the first three classrooms were built, we went back and built three more two years later. Today, the school holds 300 students and offers a full primary education.

## **GETTING READY FOR ADVENTURE**

So, how do get from here to Madagascar? The first step is to fill out the application form. If you're having trouble finding the form online, just send us an email at [MADproject2018@gmail.com](mailto:MADproject2018@gmail.com) and we'll send one just for you! The form is just like creating a resume and cover letter, but in this case, we let you know all the things we want to know about you. There is an age requirement to participate in Madagascar 2018. You must have been born between August 31, 1991 and September 1, 2003.

Make sure you get your application submitted either by email or by old fashioned mail by August 15, 2017.

Over the course of the 11 months leading up to departure, we'll meet regularly as a team to train and plan for the project, as well as to get used to working together. These meetings will also give us a chance to plan fundraisers and other events according to how the Contingent decides.

We'll also be holding two weekend camps in Voyageur Council, one likely in the winter and one in the early summer.

In addition to all that, we'll be putting together regular email bulletins to compliment the meetings and progress towards departure. These will be chock full of tips and tricks to help you get all the way to Madagascar and back again, and enjoy every moment of it.

## **KEY INFORMATION**

**Project dates:** These aren't firm yet and depend largely on airfare availability. It will likely be around August 1, 2018 to August 25/26, 2018. This could shift slightly, but all participants will know months and months in advance.

Departure from and arrival back in Canada will be at the Macdonald-Cartier International Airport in Ottawa.

Application deadline: August 15, 2017

**Who can apply:** Any member of Scouts Canada in Voyageur Council born between August 31, 1991 and September 1, 2003.

# **COSTS**

The total cost to participate in Madagascar 2018 is \$4000/person. This amount can easily be off-set through fundraising efforts that we can discuss at our regular meetings. The cost of international travel is usually one of the biggest barriers between young people and the world, so we're going to do our best in the year leading up to departure to try and break that barrier down for everyone.

To make this easier, we've split the total cost into a payment schedule as follows:

October 29, 2017: \$1000

January 19, 2018: \$1000

April 7, 2018: \$1000

June 16, 2018: \$1000 (less any fundraising or donations collected by participant)

Note that it is always possible to rework this schedule on a case-by-case basis to make it easier. This includes, but is not limited to, applying fundraising already completed to any of the first three payments, or creating a payment plan with lower, but more frequent payments.

What's included in participant fees:

- Roundtrip airfare from Ottawa to Antananarivo
- All transportation and accommodations in Madagascar
- Meals (with only a few exceptions during free time)
- Project gear (t-shirt, necker and two badges)
- Two Contingent camps in Canada
- Madagascar entry visa
- All the bottled water, toilet paper and soap you could possibly want in Madagascar
- All program-related costs (admission fees, tour guides, tips for service where applicable)
- Personal protective equipment on the worksite (like gloves, glasses, dust masks and hardhats)

What's not included in participant fees:

- Travel medical insurance (proof of insurance will be required prior to departure)
- Vaccinations or anti-malarial medication required for travel to Madagascar
- Steel-toed boots (required for construction site) - Sun block, bug spray and personal mosquito net
- Approximately \$50 worth of meals
- Souvenirs
- Personal cell phone or data charges
- Snacks and pop

We have found in the past that \$200 is usually enough spending money, but be sure to decide what you are comfortable bringing (and how much you want to spend on snacks and souvenirs), bearing in mind that there are very few places that accept credit cards and even fewer ATM machines.

**Applying to be part of Madagascar 2018 is a big decision, so if you want more information, just let us know! Contact us at [MADproject2018@gmail.com](mailto:MADproject2018@gmail.com).**



**July 22-August 1, 2021**

**Larch Hill, Ireland**

[Worldscoutmoot2021@scouts.ie](mailto:Worldscoutmoot2021@scouts.ie)