


## The Cub How-To-Do-It Book

---



### The Wolf Cub Series No. 1

Have you ever wanted to make a boomerang or a bird feeder or fool your pals with your own trick puzzles? These things, as well as many others, are described for you in the following pages of this book.

You can find most of the materials and tools right around home. Get Mother or Dad to help you but you will find it easy and a lot of fun doing these things for yourself.

You will also find that making some of those items will help you in your Cub work.

Good Hunting.

**Published by The Boy Scouts of Canada**

Downloaded from:  
“The Dump” at Scoutscan.com  
<http://www.thedump.scoutscan.com/>



### Editor's Note:

The reader is reminded that these texts have been written a long time ago. Consequently, they may use some terms or express sentiments which were current at the time, regardless of what we may think of them at the beginning of the 21<sup>st</sup> century. For reasons of historical accuracy they have been preserved in their original form.

If you find them offensive, we ask you to please delete this file from your system.

This and other traditional Scouting texts may be downloaded from The Dump.

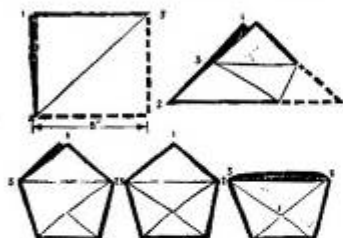
### **CONTENTS**

Paper Craft  
Paper Masks  
Milk Carton Fun  
Display Lamp  
Games  
Paper Pulp Work  
Boomerangs  
Java Jeep Airplane  
Boats  
Codes  
Olympic Events  
Muscle Builders  
Soap Carving  
Tanks  
Bark Craft  
Bird Feeder  
Puzzles  
Indian Craft  
Chopping Block  
Nut Animals and Birds  
Orange Crate Bookcase  
Shoe and Coat Rack  
Other Fun 'n Stuff  
Wrestlers  
Shoeshine Box  
A Sundial

# Paper Craft for...

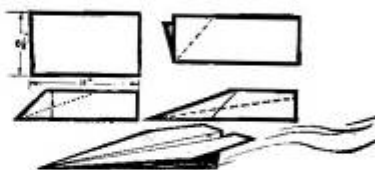
## a paper cup

FOR DRINKING, TRANSPLANTING SMALL PLANTS. USE FAIRLY STIFF PAPER.



## a paper glider

USE OLD MIMEOGRAPH PAPER. HOLD FOLDS TOGETHER WITH A PAPER CLIP



AFTER COMPLETING THE GLIDER, HAVE A CONTEST TO SEE WHICH WILL TRAVEL THE FARTHEST


## a paper bag mask

USE 14 LB. BAG SIZE. PUT ON HEAD & MARK EYES NOSE ETC.

CUT OPENINGS FOR EYES AND MOUTH

PAINT OR DRAW IN OTHER FEATURES

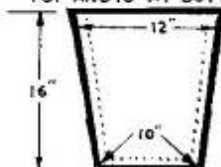
USE PAPER CURLS, WOOL, COLOURED PAPER ETC. FOR ADDED EFFECT



# Wolf Cubs

## a waste paper basket

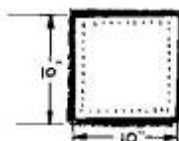
CUT 4 PIECES OF CORRUGATED  
CARDBOARD 16" HIGH, 12" AT  
TOP AND 10" AT BOTTOM



STENCIL OR SKETCH DESIGN ON 4 LARGE  
PIECES. PUNCH HOLES 1" APART EXCEPT TOP



CUT ONE PIECE  
10" X 10"



LACE PIECES TOGETHER  
WITH STRING, FANCY CORD ETC.



## a neckerchief slide

CAREFULLY SAW -  
CARDBOARD TUBE  
(1" DIA) INTO 1"  
LENGTHS.

CUT  $\frac{1}{4}$  SLANTING  
NICK DOWN TOP EDGE  
KNOT & INSERT END  
OF COLOURED MATERIAL

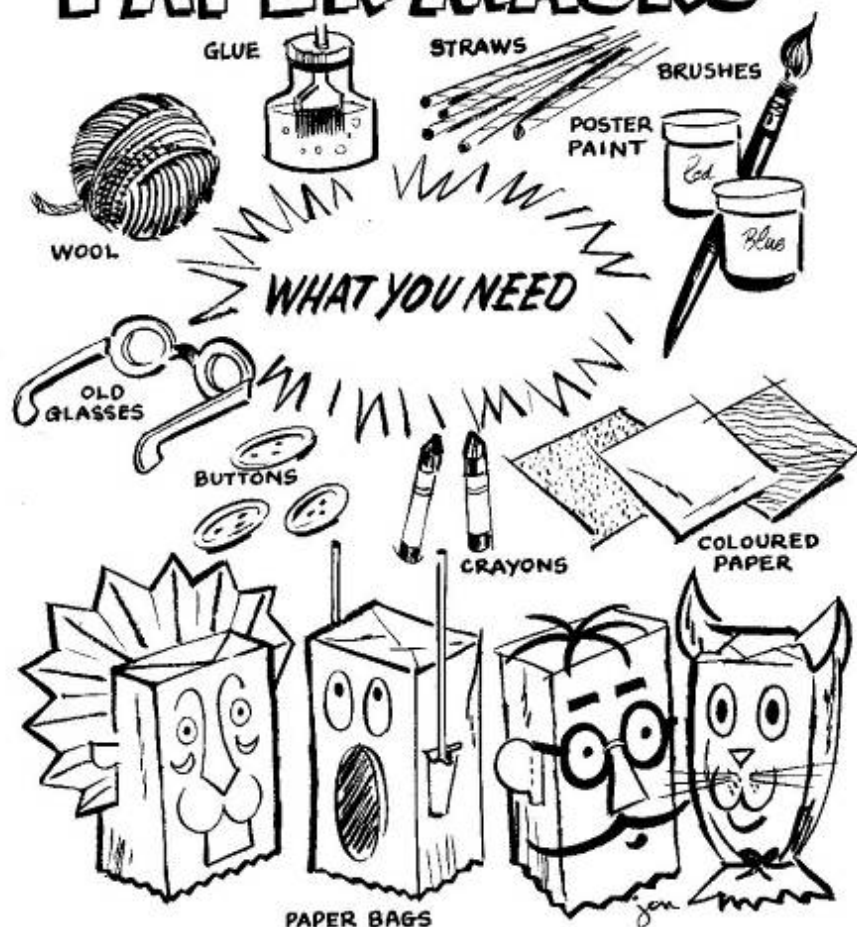
WRAP MATERIAL  
OVER & OVER RING

WHEN RING IS COVERED,  
WEAVE LENGTH OF  
DIFFERENT COLOURED  
MATERIAL THROUGH IT.



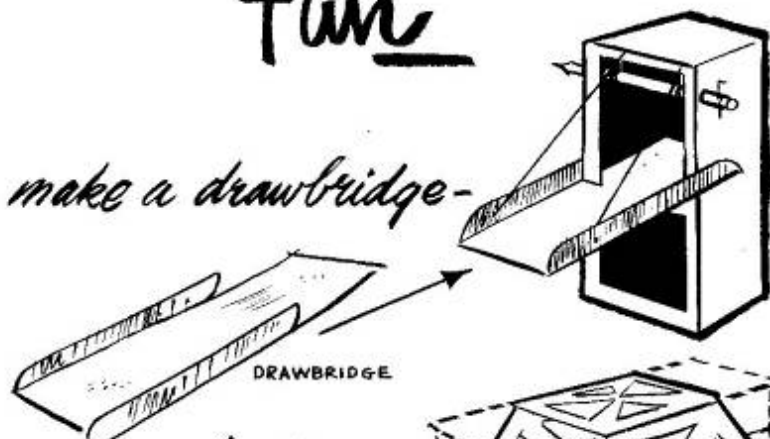
IF USING RAFFIA, WOOL OR CORD, SHELLAC RING

# PAPER MASKS




# Milk Carton *fun*

*make a drawbridge-*

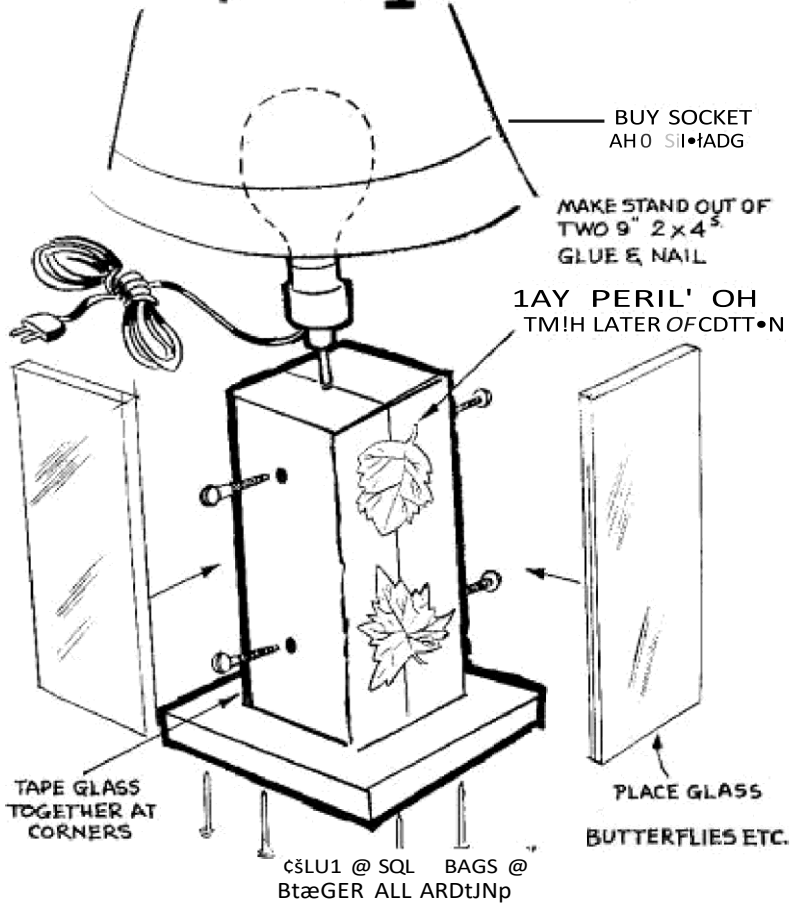


*make a bridge-*



*make a boat-*

# make a DISPLAY LAMP

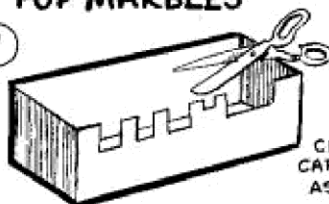




# Fun'n Games


## POP MARBLES

1



CUT OUT A  
CARDBOARD BOX  
AS SHOWN

1do#1 6LUE TüE Cã•T•Cef S IH A ØAIH  
USING SCOTCH TAPE AS A HINGE

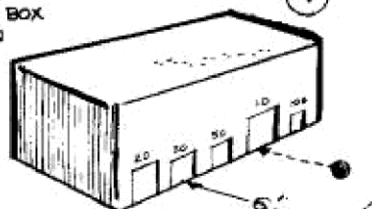


INSIDE OF BOX

cETbOR0u\*xp+sRBLrs




4



BOWL MARBLES INTO HOLES FROM  
A POINT ABOUT 6 FT. ON  
A SMOOTH FLOOR

## NUMBER RING - *toss game*

CLOTHES PEGS



WOOD BLOCK

JAR RINGS



STAND 5 FT FROM BOARD. HIGHEST  
TOTAL AFTER 10 THROWS WINS

# PAPER PULP

SHOW  
TO  
IT "

- ① **TEAR** NEWSPAPER  
INTO SMALL PIECES



- ② **SOAK** OR BOIL  
UNTIL SOFT



- ③ **CRUSH** INTO FINE PULP



**SQUEEZE** euz rxcøss  
wzXTee w+ten RsAo}' To use

- ④ **ADD** 1/2 cup of salt  
1/2 cup of vinegar  
**PREVENT SOURING**

LOUR



- ⑤ **MIX WELL**  
UNTIL TEXTURE IS  
SMOOTH AND PLIABLE



*it's now ready to use ...*

"WHAT  
10  
MAKE"

① **MODEL IT LIKE CLAY**

Q. G. F. GURUS, FRUITS V. H. E. T. A. S. L.  
LET O. R. Y. . . P. 4. I. T. \ W. I. T. + i P. 0. 5. + £. I. z  
P. A. I. H. T. - A. P. P. B. E. A. D. S. , 4. A. P. E. R. .  
6. F. R. I. H. G. - J. 2. T. C. . T. D. W. 9. W. P. U. L. P.



② **BUILD IT UP...**

OVER BOXES JARS, OR  
WAPPED PAPER, MOUNT  
MASKS ON STIFF CAR-  
BOARD



③ **MAPS IN RELIEF**

MODEL ON FIRM BOARD  
WILL TAKE KEOPWN IT IL  
DRY TO PREVENT WARPING  
ADD TWIGS FOR TREES,  
GRAVEL, ETC. FOR EFFECT.




④ **PUPPET HEAD**

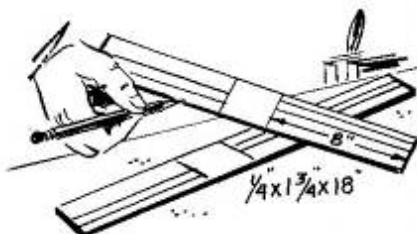
BUILD UP PULP OVER PAPER  
TUBE THAT FITS THE INDEX  
FINGER. MODEL A RIM  
AROUND THE NECK TO  
HOLD THE COSTUME



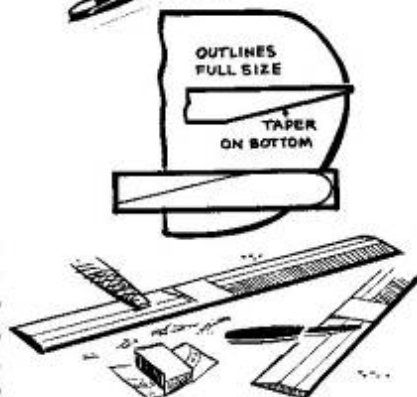
⑤ **DIORAMA**

CAN BE MADE ON FLAT BOARDS  
OR IN BOXES. LARGE FORMS  
CAN BE BUILT OVER BOXES  
OR WADDED PAPER.





SQUARE LINES ACROSS BLADES 8" FROM ENDS. PENCIL-GAUGE LINES FOR CUTTING. USE PINE OR BASS WOOD



FILE BLADES FLAT BETWEEN LINES, FORM CURVES, SAND SMOOTH



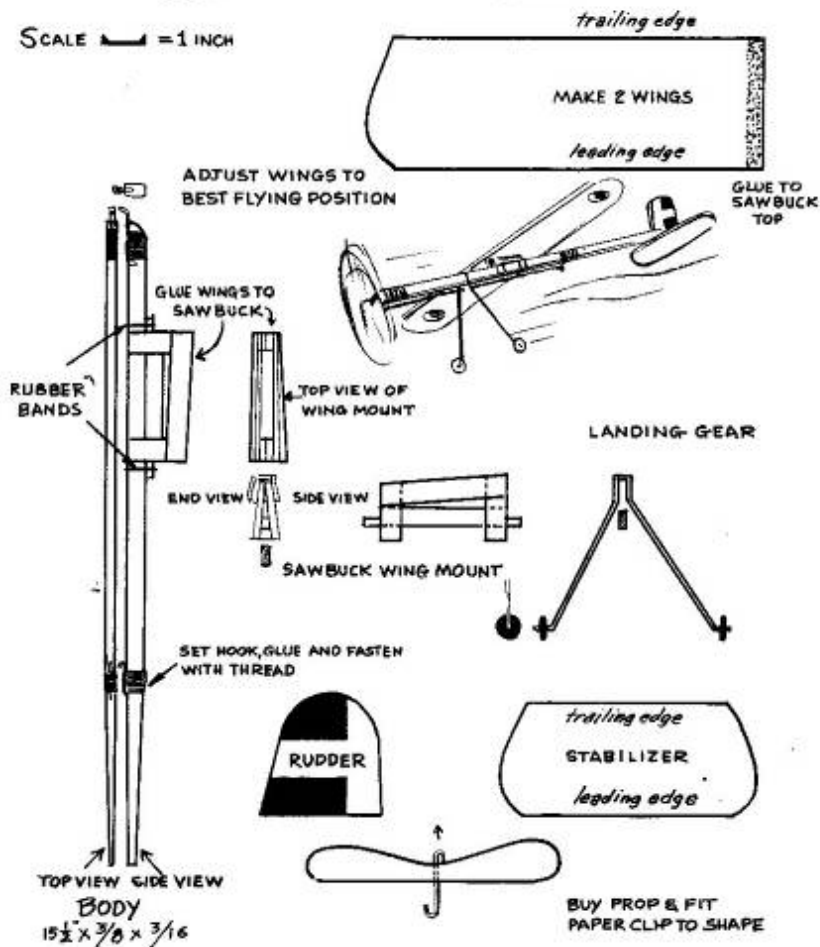
USE PATTERN TO MARK ENDS. CUT TAPER ON BOTTOM OF BLADE TIPS WITH CHISEL OR KNIFE.

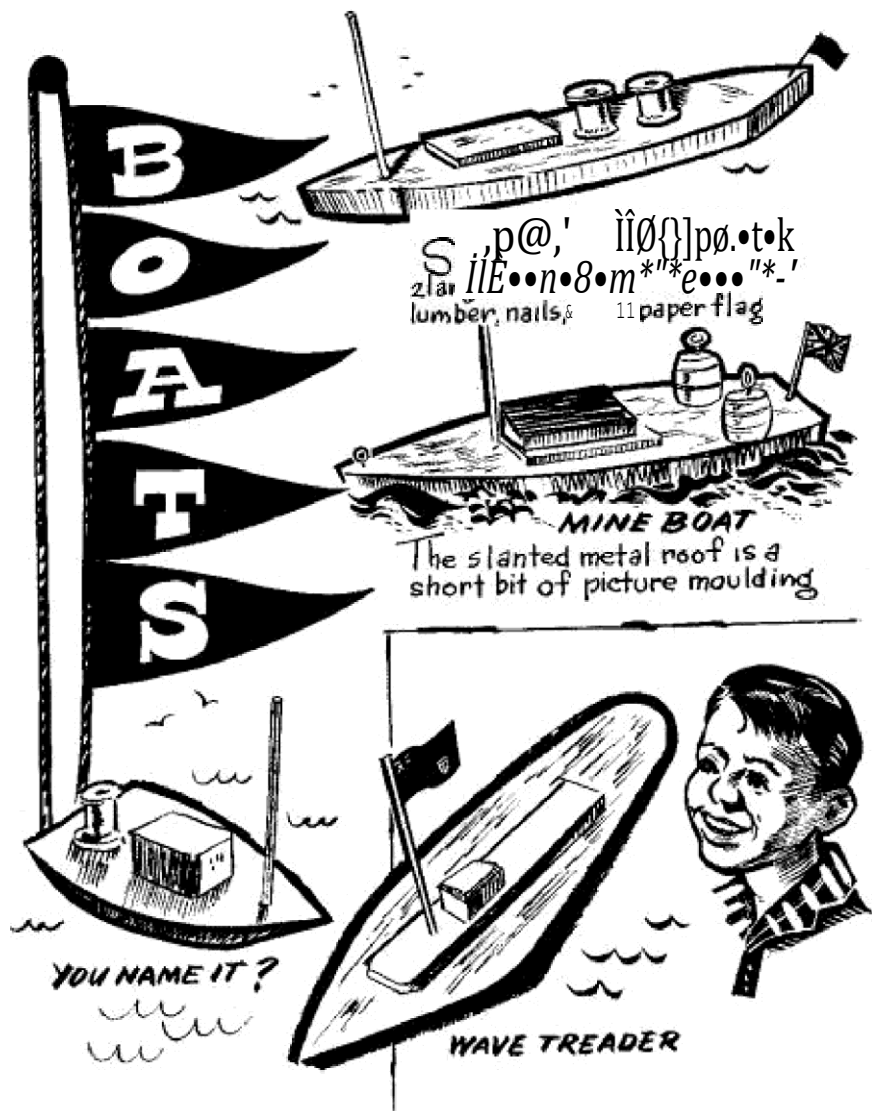


CENTER BLADES EXACTLY. CHECK SQUARENESS, FASTEN WITH 3/4" NAILS; CLINCH UNDERNEATH

# the JAVA JEEP

SCALE  = 1 INCH







# CODES

--- --

Simple transposition A = Z  
 ABCDEFGHIJKLM  
 ZYXWVUTSRQPON

or using a codeword  
 e.g. cougar becomes  
 COUGARBDEFHIJ  
 ZYXWVTSQPNMLK

*Or* A = 1, B = 2 etc.

*Or*

A	B	E	F	I	J
C	D	G	H	K	L
M	N	Q	R	U	V
O	P	S	T	W	X

Thus

⌐ = A    ⌐ = B    Scout is written  
 (YZ) ⌐ = T    ⌐ = Y

MORSE CODE can be written in many ways  
 e.g. Hills & Valleys  $\wedge$  = · · — or U;  $\wedge$  = — · — or C

*Or* Dots = odd numbers Dashes = even numbers  
 THUS 1355 7 723 499 628 421  
 .... . .... - - - - -

*Or* In match sticks - head up = · head down = —

· · · · ·  
 — — — — —  
 M O R S E

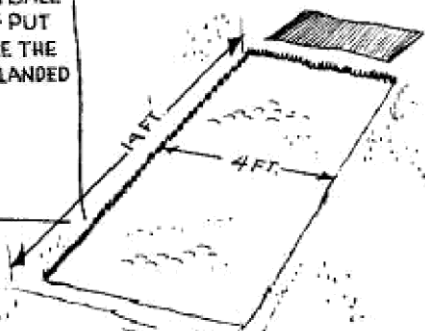


# OLYMPICS

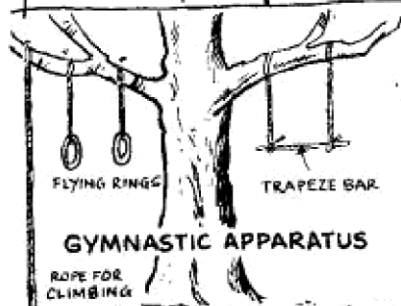


SHOT-PUT...  
USE A SOFTBALL  
AS A SHOT-PUT  
MARK WHERE THE  
SHOT RSTLANDED

8R6AO JU/dtP...  
's Pina to euNNING

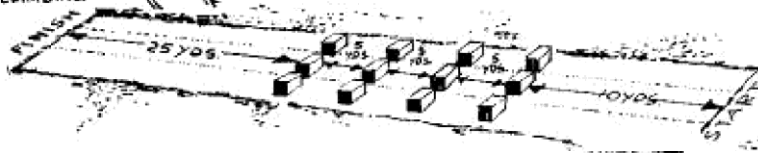


DIG UP A SECTION OF GROUND-MAKE  
T SMOOTH USE PIECE OF CLOTH TO  
MARK TAKE-OFF SPOT HAVE A  
TAPE MEASURE HANDY FOR MEASURING



GYMNASTIC APPARATUS

ROPE FOR  
CLIMBING



Fz•c LOW HURDLES... e 50 YARD SECTION OF TRACK. PLACE  
fw4 DOOY HIGH CARTONS (4 OF THEM) LINED UP 5 YDS. APART  
grEGIN NIIdg 10 YDS. rzOM sTAeTINA LINE...a B6•W5 Noa 3 pAc  
INCREASE HEIGHT OF HURDLES AS YOU IMPROVE.




# Muscle builders



B&OPM  
HANDLE

14MGR TtZSE

EYE BOLTS

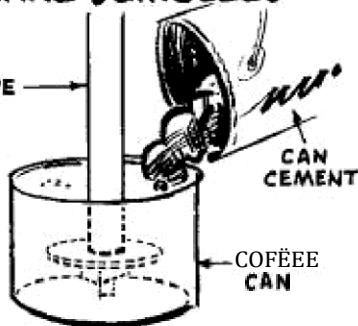


## MAKE DUMBELLS

PIPE

CAN  
CEMENT


COFEE  
CAN




CRLjktBŁE A SHFET OF  
PAPrR 1N"FO TIGA BALL  
TO DEVELOP WRISTS & ARMS



+RcK Dcslo OuTò SOAP




CARVE OUT OF IL



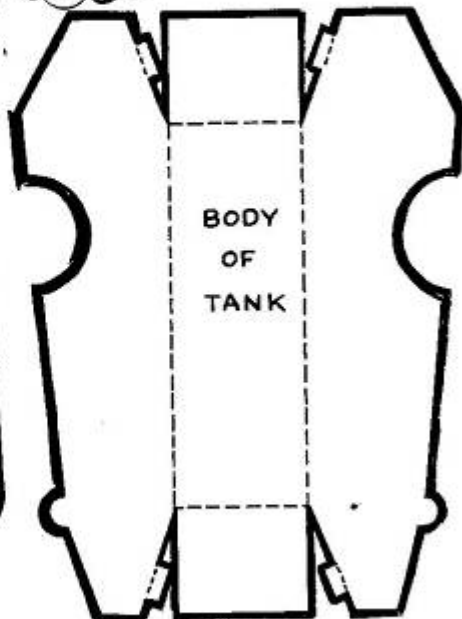
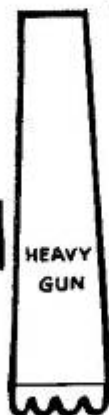
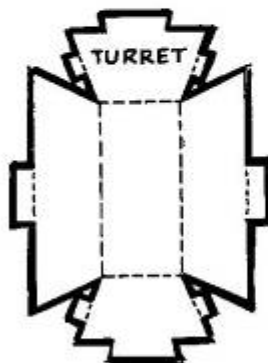
PAINT-UP WITH COLOURS



# your own **TANK**




TRACE THESE PARTS ON  
CONSTRUCTION PAPER.  
GLUE TOGETHER AND  
MOUNT ON THREADSPOOL.



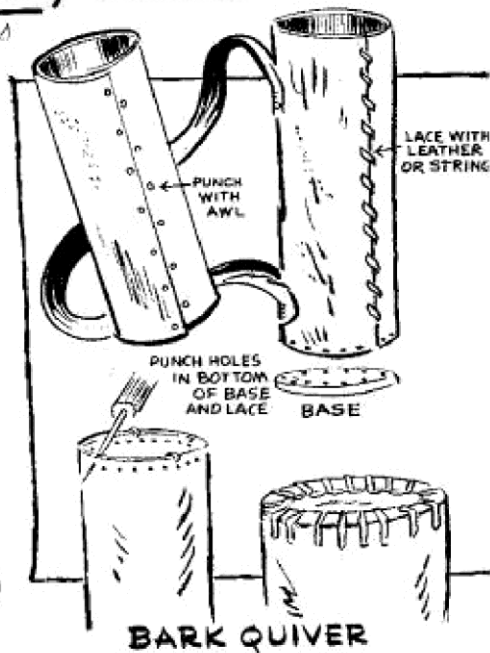
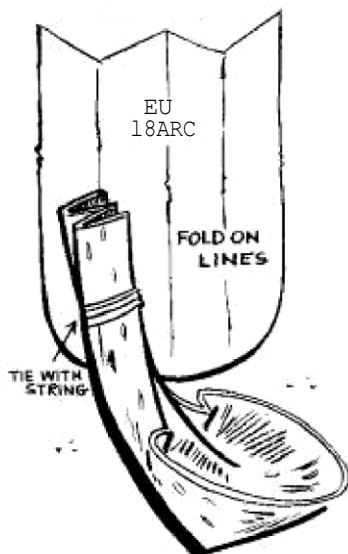


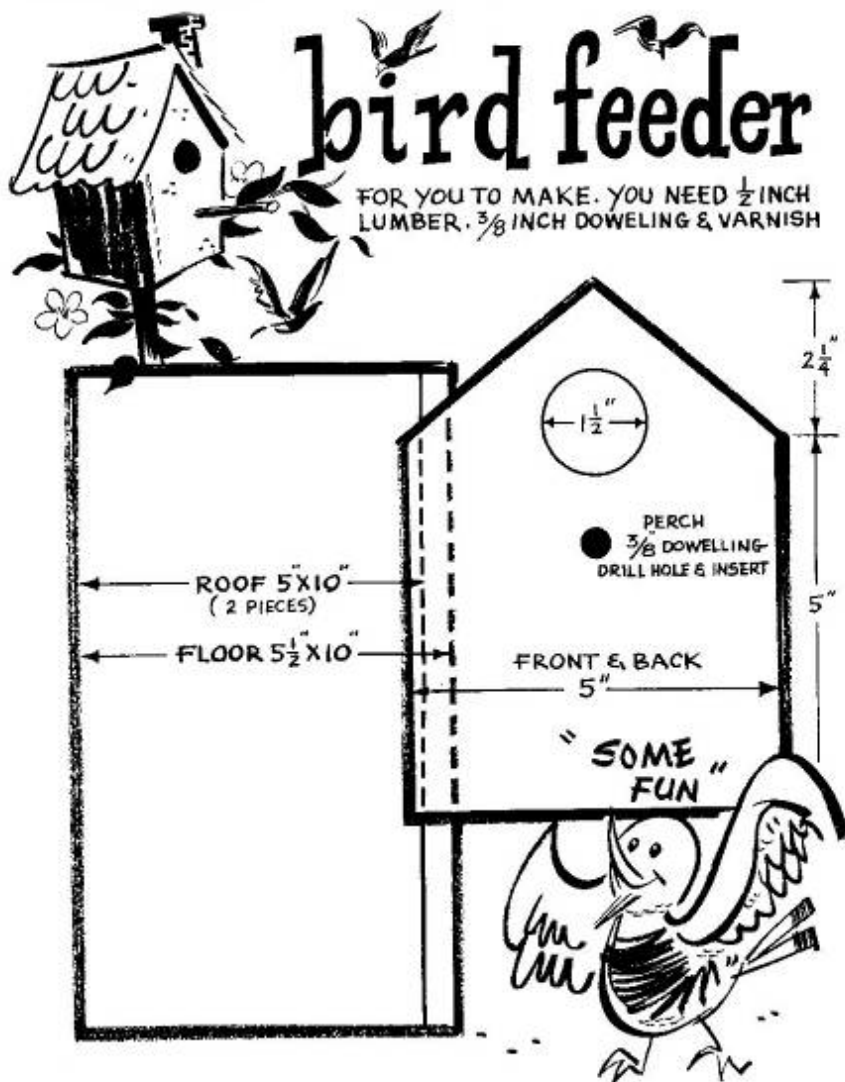
# CRAFT

DRAM of iÖN Ort  
DARIç INNER BA6tK



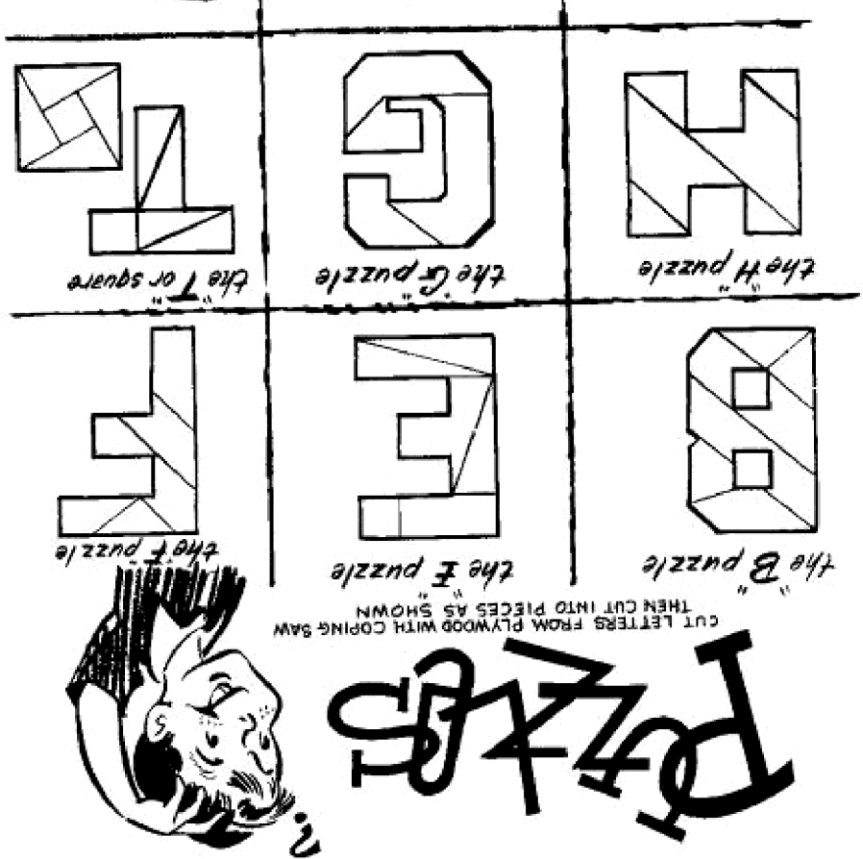
IRO 9uo>s aa RK





**שם**      **מקור**

שרונים זמן עמ"ס ואכזריות פ' גחיוו נשפט מע Z mam-a	ג.ג.ב. פ' 312mm ששהה ? HWW מזות! msaun השמנו! הא'; זי מרו. טפ: nan-um z 1.531 זמן
---	---



# INDIAN

SHIELDS SHOULD BE MADE FROM  
COLOURFUL BITS AND PIECES,  
FEATHERS, RIBBONS,  
ETC.



A GOOD SHIELD CAN BE  
MADE FROM THE TOP OF  
PEACH BASKET COVERED  
WITH LIGHT CANVAS

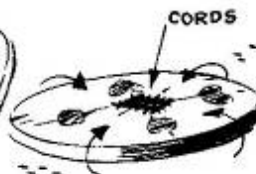
## SHIELDS

SEW FEATHERS  
TO STRIPS OF  
FLANNEL



LAY THE PEACH BASKET TOP ON A  
PIECE OF CANVAS, CUT AS SHOWN  
FOLD OVER & CEMENT TO WOOD  
PULL TIGHT WITH CORDS-LET DRY

CLOTH OR  
CANVAS  
LOOPS FOR  
ARM AND  
HAND

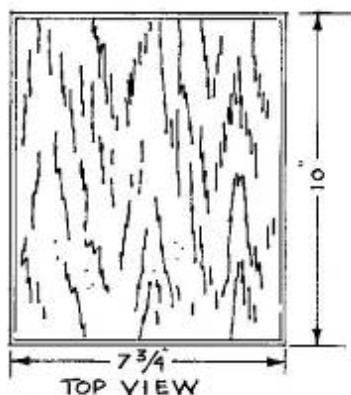




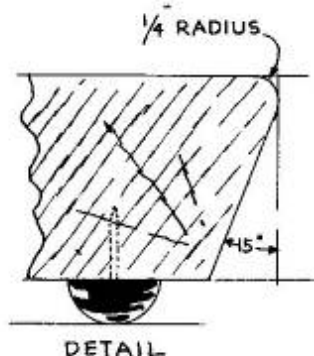




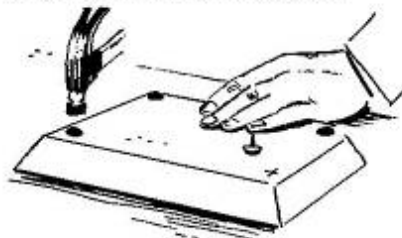

## CHOPPING BLOCK



CUT THE  $1\frac{3}{8}$ " HARDWOOD BLOCK TO SIZE; BEVEL SIDES, ROUND EDGES, SAND




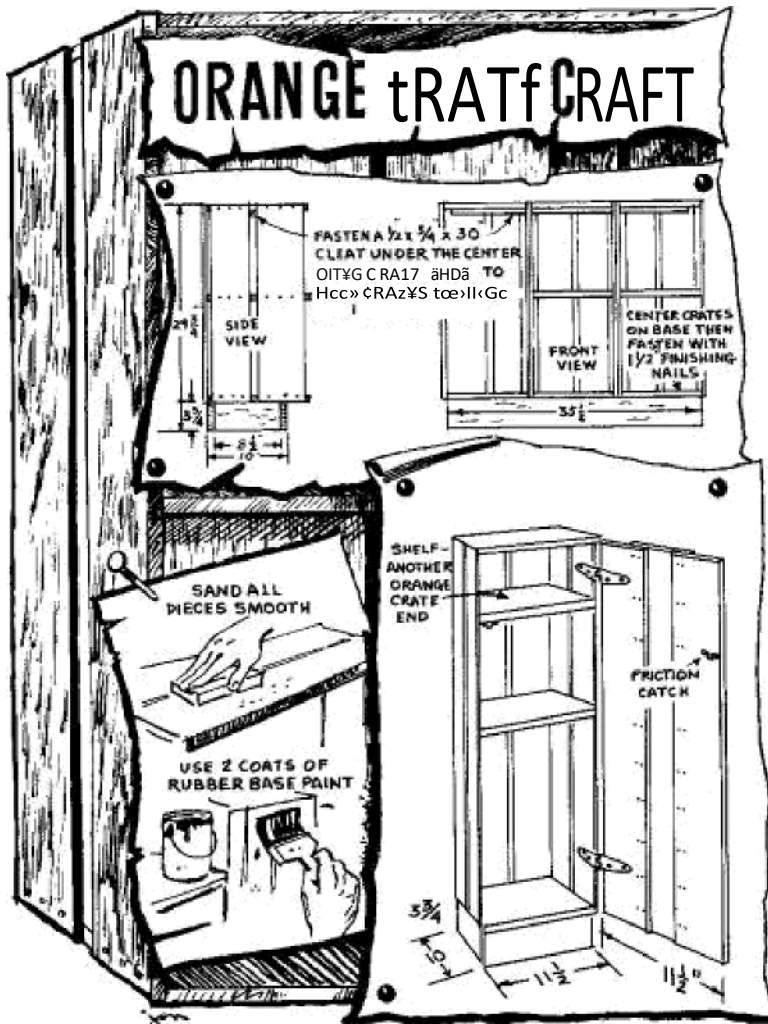
DRILL TINY HOLES FOR RUBBERTACK BUMPERS, THEN TAP INTO PLACE. APPLY 2 COATS OF SALAD OIL



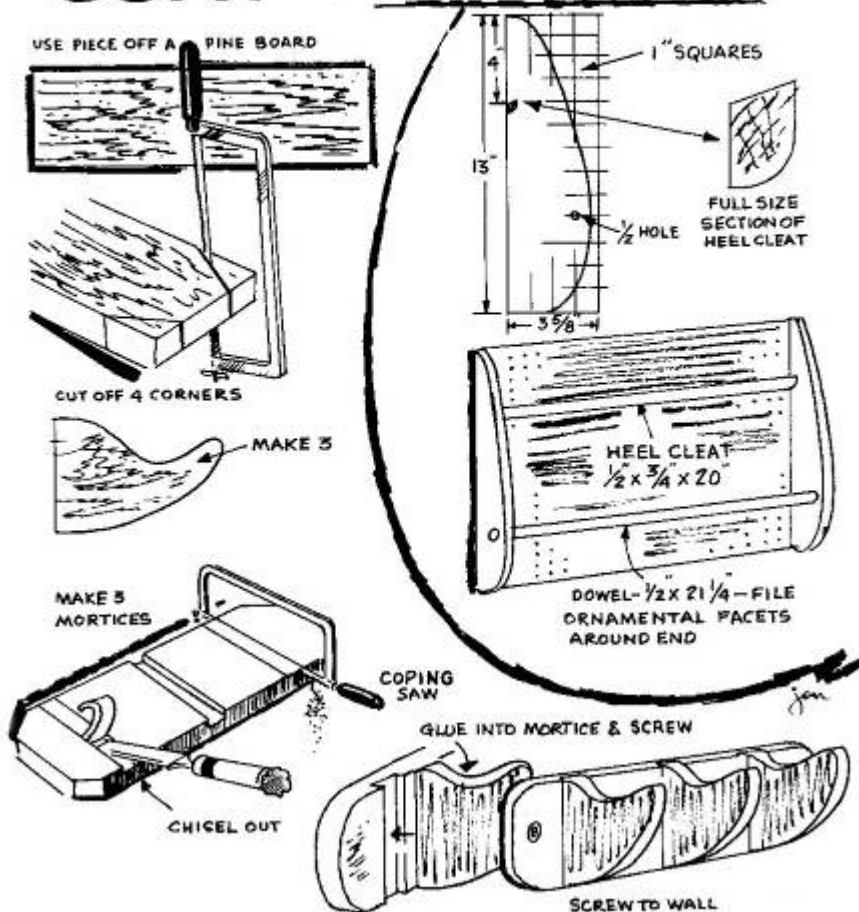
# NUTS!

YOU CAN HAVE LOTS OF FUN WITH NUTS.  
DREAM UP AS MANY STRANGE & WIERD  
ANIMALS AND BIRDS AS YOU CAN.

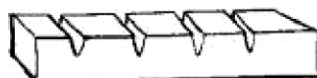
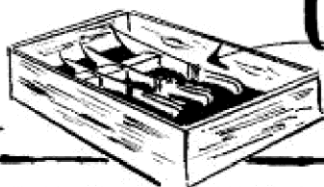




# SHOE & COAT rack




# OTHER fun'n stuff!



KNIFE RACK - A CIGAR BOX  
INSERT CROSSBAR WITH SLITS

## OLD MAN WHISKERS A PLACE FOR THE DEN WHISK BROOM




## BAR-OMETER

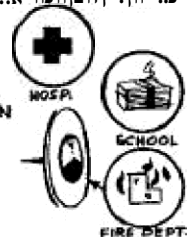
CUT ANIMAL OUT OF BLOTTER PAPER. SOAK IN THIS SOLUTION:  
4 OZ. WATER; 1 OZ. COMMON  
75 GRAINS CALCIUM CHLORIDE  
OZ. GUM ARABIC. DRY IN SUN

{HI-IE TB CM": MARI-"Idk Hire-m"  
"mm; BLUE ווי Fun ???לידיד? AND  
פ. ייוון: קדומןופו א:-!-הוי גופפאפויג


## MEIGHBaum-mon M




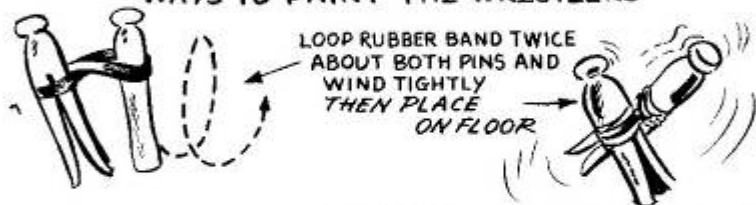
ann  
ETC אשכח במשח אפ  
PAIR" bym-u THEti-11  
GLUE וויו? עם Pu. IN  
crane וויו? THUMB  
חיו ומשהו-ויו סמקו

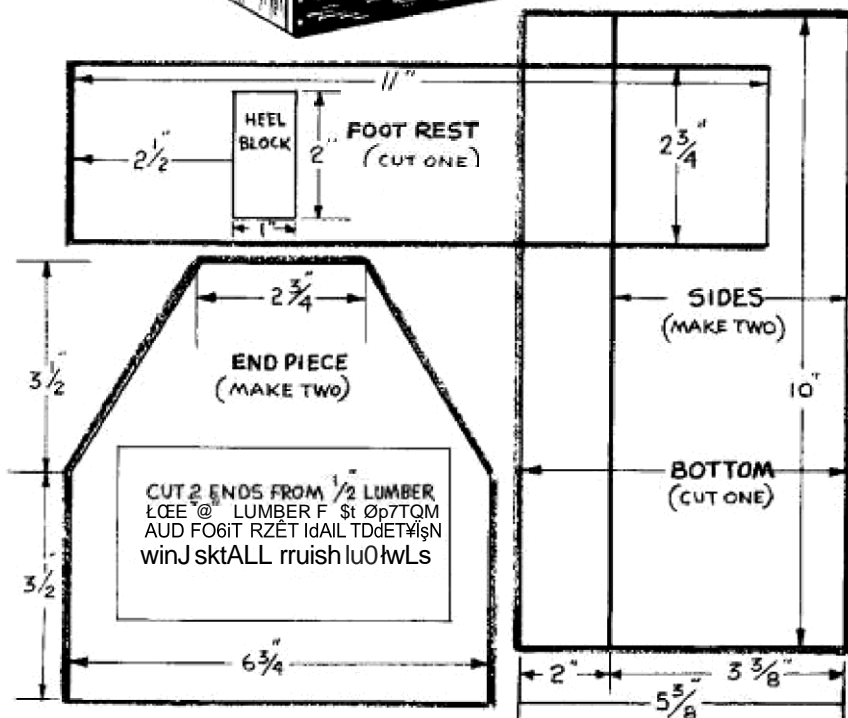


## THE WRESTLERS



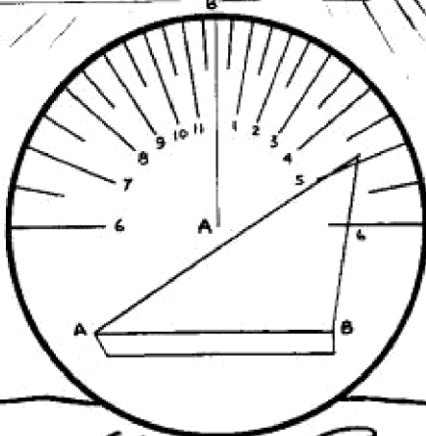
### WAYS TO PAINT THE WRESTLERS







# SUNDIAL



ENLARGE DRAWING TO THE  
P4oPcR SIZE (6 1/2 DIA.) AND  
T6tqCE O»70'ST\FF Cg!0B0itgD  
same Clec1E s«g TRIA»6LE  
CMD TA4z /I«AKE ALL THE -  
MARKINGS ON CIRCLE WITH  
PEN OR PENCIL. GLUE TAB IN

UP. TAKE OUT DOORS & SET  
ON FLAT SURFACE. AT 12 NOON  
SET DIAL SO IT FALLS ACROSS  
NOON *all*

## Wire Sculpture



THESE WIRE FIGURES ARE  
EASILY MADE FROM COAT  
HANGERS. SKETCH YOUR  
DESIGN ON PAPER THEN  
USE YOUR FINGERS & PLIERS  
TO BEND TO DESIRABLE SHAPE

CL OR •Mh}p UP DN  
c\ P</WOOD B@iE

### USEFUL SCRAP MATERIAL

Collect and check with your Scouters, parents and police about useful items that you can make from the following scrap

Old Film Ho	Old Greasing Containers
Crushed Cork	Feather
Gallon tin Can	Stuffs
Coffee Can	Shirt Collar
Cardboard Tea	Handy Boxer
Salt or Soda Can	Paper Plates
Vegetable Short	Laundry Cloth
Coste	Marbles
Milk Carton	Wire Coat Hangers
Egg Box	Old Road Nails
Quarrel Pin Ice Cream	Scrap of Material
Coriander	Mold Boxes
Paper Bag	Plastic Chisel Boxes
Seed Catalogue	Old Toothbrush
Hot Box	Fruit Jars
Moe Box	Rubber Jar Rings
Wallpaper	Bottle Caps
Magazines	Unusual Shells and Pebbles
Jewelry	Old Calendars