

STANDING CAMPS



**A MANUAL OF CAMPING
FOR SCOUT TROOPS**

Standing Camps

STANDING CAMPS

MANUAL OF CAMPING FOR
SCOUT TROOPS

D. FRANCIS MORGAN, OBE., MA., LL.B.

THE BOY SCOUTS ASSOCIATION

25 Buckingham Palace Road
London S.W.1

Standing Camps

First Published	1924
Second Edition	1930
Third Edition	1936
Scout Book Club Edition	1938
Fourth Edition	1949

MADE AND PRINTED IN GREAT BRITAIN
AT THE STANHOPE PRESS, ROCHESTER,
BY STAPLES PRESS LIMITED

Standing Camps

Downloaded from:
“The Dump” at Scoutscan.com
<http://www.thedump.scoutscan.com/>



Editor's Note:

The reader is reminded that these texts have been written a long time ago. Consequently, they may use some terms or use expressions which were current at the time, regardless of what we may think of them at the beginning of the 21st century. For reasons of historical accuracy they have been preserved in their original form.

If you find them offensive, we ask you to please delete this file from your system.

This and other traditional Scouting texts may be downloaded from the Dump.

Standing Camps

TO THOSE
WHO HAVE GIVEN ENCOURAGEMENT AND HELP,
IN TOKEN OF GRATITUDE,
I DEDICATE THIS BOOK.

Standing Camps

CONTENTS

I. INTRODUCTION

II. PRELIMINARY ARRANGEMENT

- (A) GENERAL INSTRUCTION
- (B) PROVISION OF EQUIPMENT.
- (C) EDUCATION OF PARENTS
- (D) INSURANCE
- (E) SAVINGS BANKS
- (F) INSPECTION OF CAMP SITE
- (G) NOTIFICATION OF CAMP
- (H) INFORMATION AND ORDERS
- (I) PACKING AND TRANSPORT

III. THE CAMP SITE

- (A) LOCALITY
- (B) SITUATION AND REQUISITES
- (C) LEGAL CONSIDERATIONS

IV. LAYING OUT THE CAMP

- (A) GENERAL PLAN
- (B) ORGANISATION OF WORK

V. CAMP EQUIPMENT

- (A) TROOP AND PATROL
- (B) THE SCOUT
- (C) THE SCOUTMASTER

VI. CAMP EQUIPMENT (*continued*)

- (A) TENTS
- (B) GROUND SHEETS
- (C) COOKING UTENSILS
- (D) AXES
- (E) LANTERNS

VII. CAMP ARRANGEMENTS

- (A) LATRINES
- (B) REFUSE PITS
- (C) THE WASHING-PLACE.
- (D) THE KITCHEN (INCULDING FIRES AND TIMBER)
- (E) THE STORES TENT AND LARDERS
- (F) THE DINING-ROOM AND WASHING-UP ARRANGEMENTS
- (G) THE FLAGSTAFF AND COUNCIL FIRE
- (H) CAMP EXPEDIENTS AND MTSCCELLANEOUS HINTS

VIII. CAMP FOOD

- (A) CATERING
- (B) TABLE OF QUANTITIES
- (C) COOKING (TROOP AND PATROL).
- (D) TABLE OF TIMES AND METHODS

Standing Camps

IX. CAMP ROUTINE

- (A) DISCIPLINE AND ORDERS
- (B) PROGRAM AND TIME-TABLE
- (C) CAMP INSTITUTIONS
- (D) PRAYERS AND RELIGIOUS ORSERVANCE

X. HEALTH AND HYGIENE

- (A) GENERAL
- (B) PERSONAL
- (C) CAMP MEDICINE

XI. PACKING AND CLEARING UP

Standing Camps

NOTE

This book has been in use in the Scout Movement as a manual of camping practically without alteration since it was first published some twenty-four years ago, and it has been thought better to publish this edition in the original form with only such alterations as time and the general development of Scouting knowledge and experience have shown to be desirable.

No attempt has been made to deal with temporary and changing conditions; but the general principles have been retained, leaving it to the Scouter in charge of any camp to make alterations as the circumstances of the moment may demand. For example, few Troops may be able at the present time to take all the equipment stated to be desirable. Again, the chapter on food and cooking, and the table of quantities, still appear as written in the days before the war; the principles they lay down are still sound, but can only be applied to the extent possible under whatever regulations may be in force when and where the camp is held. The Scoutmaster must ascertain what is the position in that respect, and in particular he should consult the local Food Authorities in good time.

STANDING CAMPS

CHAPTER 1

INTRODUCTION

“CAMP,” says B.-P. in *Scouting for Boys*, “is what the boy looks forward to, and is the Scoutmaster’s great opportunity.”

The summer camp of the whole Troop is indeed the great event of the year from the Scout’s point of view, and it should therefore be a useful and crowded time, and yet a real holiday with plenty of fun and adventure; for it must always be remembered that this may be the only holiday that the boy gets.

To the Scoutmaster it is a most valuable occasion; he has opportunities, with their accompanying responsibilities, for training and for the inculcation of good habits, such as occur at no other time, whilst he is able to learn more of the character of each individual Scout than during a year of ordinary meetings and parades.

The camp must be carefully planned and efficiently conducted if the Scouts are to be happy and to derive advantage from it; and any man who takes boys to camp places himself under the gravest responsibility to the parents who have entrusted to him the welfare of their children.

Camping is largely a matter of common sense; but it is also a matter of experience, and experience must not be bought by the Scoutmaster at the expense of the comfort, enjoyment, or health, of the Scouts. The most satisfactory way of acquiring the necessary knowledge and experience is to attend, as an assistant, a well-run camp, and subsequently to supplement this by the course of training laid down in “*The Training of Scouter*”. Whilst it is not suggested that the art of running a camp can be acquired from a book, a good deal of help can be obtained in avoiding mistakes and omissions and in

Standing Camps

calling to mind all the careful arrangements and provisions which are so essential to the success of a camp. An attempt has, therefore, been made to deal with the subject of Troop camps thoroughly and in detail, in the hope that it may prove useful, not only to those who are at present comparatively unversed in the mysteries of camp-craft, but also as a book of reminder and reference to those of greater experience.

On one point in connection with Troop camps there is some difference of opinion, namely whether it is better for cooking to be done for the whole Troop in one central kitchen or for each Patrol to have its own kitchen and cook for itself. Both methods have been taken into account in this book.

Camping is so large a subject that no attempt has been made to deal with any branch of it other than that of Troop camps. Hiking may well form the subject of another complete volume; and no reference is made to camps or the "Pack Holidays" of Wolf Cubs save to emphasize here that Cubs should never camp with Scouts or in a similar manner.

CHAPTER 2

PRELIMINARY ARRANGEMENTS

One of the great secrets of the success of a camp lies in careful preparation beforehand. This should- not be left entirely until a few weeks before the date of the camp, but should have been going on steadily during the whole of the preceding year.

(A) GENERAL INSTRUCTION.

Almost the whole of the work for Second and First Class may be regarded as preparation for camp. This idea may be kept prominently before the Troop, so that they will come to regard the work not merely as so many arbitrary and disconnected tests, but as a steady preparation for the crowning event of the year. It is a great thing to encourage each Scout to feel that he has a real share in the arrangements for camp and that he can personally add something to its success and efficiency. Inter-patrol competitions may be arranged in such subjects as tent-pitching, fire-lighting, the construction of fireplaces and ovens, whether actual or model, and the weaving of mattresses on camp looms. A camp site competition will form an interesting afternoon's work, each Patrol selecting within a given area what it considers to be the best site for a camp for the whole Troop, and indicating, by means of small pegs, the manner in which it thinks the camp should be laid out. Each suggested site is then inspected by the other Patrols and there follows a discussion of the respective merits of the different sites, points being awarded by vote or by the umpire, the Scoutmaster. Day hikes are valuable and can also be very good fun, particularly if combined with some form of competition. They give the Patrol Leaders some idea of catering and the Scouts have opportunities some useful cooking.

Cooking is a subject which can also be practised by the Patrols at ordinary meetings indoors. They can take it in turn to brew cocoa, for the Troop on winter evenings, at the same time preparing for

Standing Camps

themselves some special dish, such as porridge. It is quite a good plan to invite parents to come and test some of the results of these efforts.

Each Scout may also be encouraged to specialize in some particular item of cooking, and indeed in some branch of camp life, so that he becomes the Patrol expert in that special subject. This all makes for keenness and efficiency so long as it does not lead to the neglect of other things by the experts.

If the Scouts can learn to swim before going to camp, they will enjoy all the more any opportunities there may be of bathing, though, in some Troops, camp may be almost the only real opportunity the Scouts get of learning to swim.

Finally, it is a good thing to practise songs, choruses, yells, and other performances for the camp fire. A short sing-song occasionally at the end of the Troop meeting may be very popular; it is also good training for the Scouts, and makes all the difference to the success of the camp fire.

(B) PROVISION OF EQUIPMENT.

The question of equipment should not be left until just before the date of the camp. Winter evenings can well be employed in the overhauling and repair of tents and other articles. The work can be done carefully and without hurry; also it brings into the long winter nights memories of summer and anticipations of future days of sunshine and adventure. At each meeting, a Patrol can be patching tents, renewing guy ropes, mending dixies, or performing complicated operations on ground-sheets with the aid of rubber solution and patches.

Now is the time also for making or buying new equipment; it is much better to do it at leisure during the winter rather than to have a rush at

Standing Camps

the last moment and then find it difficult perhaps to obtain the articles or material required.

It is far better for a Troop to have its own tents than to rely on hiring, and probably few Troops of any standing do not make an effort to possess camp equipment of their own; but more might be done in the matter of making tents, especially those designed to hold three or four Scouts - the half-patrol type. The work requires skill, care, and patience; but a much better article can be produced than can usually be bought, and there is no comparison in the matter of price. A strong sewing-machine is a very valuable piece of Troop property; it can also be used in the making of kit-bags, rucksacks, ration-bags, and so on.

(C) EDUCATION OF PARENTS.

There are a number of parents who are nervous about the safety and welfare of their sons in camp for the first time. Much can be done to remove these quite justifiable apprehensions by tactful propaganda over a period of some months. The mother, or father for that matter, who realizes that the camp is being planned and arranged months ahead, and has had ocular demonstration that Scouts in camp sleep comfortably and feed well, will give consent much more willingly and happily than one who is persuaded, against what is felt to be better judgment, as the result of a hasty visit at the last moment by the Scoutmaster. Moreover, in the case of unavoidable illness or accident, the Scoutmaster who has gained the confidence of the parents in this way is in a much more comfortable position.

It is well, therefore, for the parents to be encouraged to take an interest in all these preparations and to come to a Troop meeting and see the ability of the Scouts to make themselves comfortable, deal with any accident that might conceivably happen, and generally take care of themselves. The parents can also sample the results of the cooking practice - but beware of culinary misadventures on such occasions.

Standing Camps

Full details of the arrangements should be circulated to the parents of the Scouts a short time before the actual date.

(D) INSURANCE

It is wise for the Scoutmaster to make certain that he is protected against any risks he may incur. Legally he is only liable for accidents or damage resulting from his negligence. There may, however, be payments he may have to make, though not personally liable, which he may in practice find it difficult to get refunded.

Charges for special transport and many other incidental expenses may have to be incurred if a Scout has an accident or develops an illness in camp, and, particularly, an illness of an infectious kind. Although the Scoutmaster may be fully entitled to recover such expenses from the parents, he may not feel very comfortable in asking for them, and in some cases the parents may find it difficult to meet unexpected demands in this way or may even adopt an unreasonable attitude.

Fortunately it is possible for the Scoutmaster to be fully protected against all these risks under two policies arranged by Imperial Headquarters, namely:

(1) The Scoutmasters Indemnity Policy.

This covers the Scoutmaster, and any other Scouter, Whilst in charge of Scouts, against legal *liability* in negligence.

Most counties have arranged for every Scouter in the county to be covered under this policy, but, unless he is quite certain on the point, the Scoutmaster will do well to consult his District Commissioner or County Secretary, lest he should unfortunately be in one of those few counties that do not participate in the policy; should that be so, he will be well advised to write at once to I.H.Q. to arrange protection for himself and the other Scouters.

Standing Camps

(2) Personal Accident and Medical Expenses Policy.

This provides various sums in respect of accidents and certain illnesses in camp, and does not depend on any question of legal liability on the part of a Scouter.

Many counties have arranged for every member of the Movement in the county to be covered under this policy; in some counties, however, this is done by Local Associations; whilst in others it is left to individual Groups to arrange for cover if they wish to do so.

The Scoutmaster should therefore make inquiries locally to ascertain if he and his Troop are covered and to get details of the exact benefit provided by the policy; and if he finds they are not covered he should write direct to I.H.Q. for full particulars.

(E) SAVINGS BANKS.

Another way in which preparation can be made for camp is by encouraging the Scout to save a small amount each week and place it in a savings bank. For this purpose it is a good plan to run a Troop savings bank, into which the Scouts can pay money at any meeting; it should be administered by a member of the Group Committee rather than by the Scoutmaster, and in any case the accounts and the funds should be

kept entirely distinct and separate from those of the Troop. A scheme of this kind will often enable boys to go to camp who might otherwise be unable to do so.

(F) VISIT TO LOCALITY AND INSPECTION OF CAMP SITE.

Some time before the camp is to take place the Scoutmaster should visit the place and make a careful inspection of the camp site; it is not wise to omit to do this in any circumstances whatever. Even if the Troop has camped there frequently before, it is necessary to do so because conditions may have changed considerably, and in any case

Standing Camps

every camp must differ in some respects even if only in numbers. In the case of a new and unknown site, to neglect this precaution is an act which is worse than folly; it is a piece of negligence which the Scoutmaster may afterwards bitterly regret. Reliance should not be placed on others, nor can responsibility be shifted on to them in this matter. It is the Scoutmaster's personal responsibility, and it is only personal investigation that he can assure himself that the proposed site is suitable and safe. In order to do this it will be necessary to plan the lay-out of the camp, and it is therefore a very good thing for the Patrol Leaders to accompany him, if the distance be not so great as to render this out of the question, in order that he may consult with them as to the general lay-out of the camp and the position of the tents of their Patrols.

The position and nature of the water supply should be investigated, and the possibilities of transport to the actual site of the camp considered. It is advisable also to inquire about the safety of bathing, and whether there are any places of danger of any kind near the proposed site.

Then, too, unless the Troop possesses, or intends to hire, a marquee, the Scoutmaster may usefully make inquiries as to the possibility of obtaining the use of a barn, a shed, or some sort of shelter, large enough to hold the whole Troop in case of wet weather, and preferably big enough to permit the playing of more or less active games. In the case of a shed or outbuilding it is well to make careful inquiries as to its previous use and general sanitary condition and history.

Inexperienced and unpractical persons sometimes attempt to cast ridicule on such things and profess to consider them unscoutlike; but, failing the use of a barn or some other building, a marquee is an extremely useful thing to have in camp; and the really unscoutlike action is to fail to make any proper provision for the boys in wet weather. If large and thoroughly sound tents are used for the Patrols, a building or marquee may not be essential, though still extremely

Standing Camps

valuable; but the Scoutmaster who takes young boys any distance from their homes with only very small tents and no further provision for shelter in bad weather is guilty of quite inexcusable folly. Those Scoutmasters who have had the misfortune, in our uncertain climate, to strike a really bad August week for camp will readily agree as to the immense difference in the comfort, health, and happiness of the camp that such shelter makes. In fine weather it may scarcely be used at all, except, perhaps, as a useful place for storage, but if the weather is bad it can be used for games, for evening sing-songs, and even for sleeping if any of the tents prove untrustworthy.

At the same time the Scoutmaster should visit the local tradesmen and give them a note of the date of the camp and a rough indication of what supplies may be required, finding out also how things can be delivered. Some few days before the camp commences, he should send them a detailed list of requirements for each day. In the case of a small village this may be a most necessary precaution, and in any case it will be a convenience to the trades people, especially at holiday times.

During this preliminary visit the opportunity should be taken to ascertain the whereabouts of the nearest Doctor, Ambulance or other similar means of conveyance, Hospital, Chemist, and Police Station, and also the postal facilities.

The Scoutmaster should either see or write to the local doctor informing him of the proposed camp, and asking for his help should the necessity arise; often the first information of a camp the doctor receives is when he is summoned to deal with some urgent case of illness or accident.

If it is proposed to attend any service at the church, the Scoutmaster should inform the clergyman in case special arrangements may be necessary.

Standing Camps

These latter points may appear trivial in themselves, but their observance will help the smooth working of the camp, and they may be of considerable importance to the other parties concerned. In any case, they are a practical application of the 3rd Scout Law which should not be omitted.

(G) NOTIFICATION OF CAMP.

P.O.R. requires notification of every camp to be sent by means of Form PC to the Secretary of the county in which the camp is to be held. Form PC is obtained from I.H.Q. It must reach the County Secretary, at the latest, twenty-one days in the case of the main summer camp or fourteen days in other cases before the beginning of the camp, and as it must previously go to the Commissioner of the district in which the Troop is registered, for his recommendation, the Scoutmaster should see to this duty in good time. Delays may occur through any of those who have to deal with this notice being away, and the County Secretary has, in any case, to forward it to the District Commissioner concerned; so it is a great convenience if the Scoutmaster can post it in good time beforehand.

The situation of the camp is nearly always settled some time ahead, so that there would not appear to be any great difficulty in giving good notice. An important point is to see that the exact situation of the camp is carefully described, otherwise the Commissioner may have difficulty in finding it.

Even if the Troop is camping in the same county, though in another district, the notice should be sent in the ordinary way so that the Commissioner of the district to be visited may be informed.

If the Scoutmaster does not know the name and address of the County Secretary to whom the notice is to be sent, the letter should be addressed to Imperial Headquarters for re-direction, allowance being made for the day's delay thus occasioned.

Standing Camps

(H) INFORMATION AND ORDERS.

The parents should be informed as soon as possible of the arrangements. Their own holiday arrangements may depend to some extent on the dates of the camp, and the Scoutmaster will want to know as soon as possible how many boys are likely to attend. Many Scoutmasters find it desirable to send to all the parents a letter giving the following details:

Dates and situation of the camp.

An outline of the programme of training and recreation.

An estimate of the cost.

An assurance that all possible precautions will be taken with regard to comfort, sanitation, and safety - particularly in respect of safety in bathing and of boating (if any).

Notification of a Visitors' Day on a specified date when all parents will be welcome. (This is a tactful intimation that they are not expected on other days - a matter of some importance if the camp is near home.)

In the case of some Troops it may be advisable at this early moment to add a list of things which it is necessary for each Scout to bring with him. This will give time for such things to be obtained or improvised. Otherwise this list can be left until full orders for the camp are issued to the Troop.

To this letter may be attached a form for the parent's signature:

To Scoutmaster.....

I am willing for my son.....to attend the
camp at.....from to.....

(Signed)..... Date.....

Standing Camps

Many Scoutmasters also consider it advisable to require from the parents a written statement that the boy is in good health and to the best of their knowledge has not been in contact with infectious disease.

About a week before the camp a copy of the Orders should be given to each Scout who is attending. These should be carefully drawn up and should give all the information necessary, including the following:

Place and dates of camp.

Address for letters.

Statement of cost and directions for payment.

Exact directions for parade. Details of uniform, time and place, and also with regard to bringing food for a meal on the way.

Exact directions:

- (a) For bringing kit-bags to headquarters.
- (b) For special parties for packing or other duties.
- (c) List of articles to be brought, with a warning that nothing breakable should be packed in the kit-bag.

Reminders:

- (a) Uniform to be clean and correct.
- (b) Buttons and badges firmly sewn on.
- (c) Shoes in good repair.
- (d) Hair cut short.

Visitors' Day arrangements - with request for information of any who are coming.

Any other special points or arrangements.

Standing Camps

It may usefully conclude with the reminder:
“The Scout Law will be the law of the camp.”

(I) PACKING.

Everything necessary should be methodically collected a day or two beforehand. A little careful preparation for the loading-up of trek-cart or lorry will save a good deal of time on the day itself; it may also save space and prevent breakages. For example, small articles likely to be damaged or lost can be packed inside dixies, and the dixies themselves can often be arranged one inside another. If weight and space are not serious considerations, pots and pans, lanterns, and other similar articles, will have much longer life if packed in boxes. It may be advisable to lash tent poles together; axes must be carefully masked to protect the bit; and anything which is likely to mark or dirty other things should be covered.

The things to be taken should be carefully checked with a list made out previously, and should be laid out so that as far as possible they may be packed in the reverse order to that in which they will be wanted on arrival, though of course to a great extent the heavier things must go in first and the lighter on top.

A definite time should be laid down by which all kit-bags must be brought to headquarters, either the evening before or in good time on the day itself; and a Patrol Leader may be appointed to receive them and see they are stacked in a tidy heap.

The actual packing is generally better done, and in less time, by a small party of the bigger Scouts than if the whole Troop is assisting and everyone getting in everyone else's way. It is generally better, therefore, to arrange for a small party for packing, and to have the whole Troop parade later.

Standing Camps

TRANSPORT.

A large number of questions arise under this heading depending on the circumstances of the case and the means adopted.

1. *Trek-carts.* If the camp is within about ten miles the Troop can go on foot, taking the equipment in trek-carts, and so save all expense. Even a longer distance can be accomplished if more than one day is taken, but if any considerable distance is to be covered it means that rather special arrangements have to be made and the amount of equipment taken has to be limited. For an ordinary standing camp of three or four patrols more than one trek-cart will be required, even with the most scientific packing.

The following points require attention:

(a) The trek-cart should be overhauled beforehand, the working parts greased, drag-ropes repaired where necessary, duplicates of any small parts likely to be lost provided, and lamps affixed if the trek-cart is likely to be used after dark.




Fig. 1

(b) In packing, the bulkier articles and those likely to slip should be loaded on first. The packing will require great care so that every inch of available space is used. The amount of space can often be increased by the building up of a framework of staves lashed together

Standing Camps

(Fig. 1). Kit-bags and other articles will ride safely on top of the load, but in so far as squashing will not hurt them, they can be stuffed in to fill up odd corners anywhere.

The shaft should be fixed waist-high whilst the cart is being loaded and the balance should be tested from time to time. When fully loaded the trek-cart should balance with the end of the shaft just above the waist, always remembering, however, that the smaller boys should not be put on the shaft. This is quite the least tiring arrangement, as the natural tendency in pulling is to lean forward on the cross-bar of the shaft. If the shaft has to be held up all the way it becomes very fatiguing.

(c) A waterproof covering should be thrown over the load in case of rain, and a rope should be passed backwards and forwards over the cover to keep things from slipping.

(d) Teams for hauling should be arranged with changes at regular intervals of time, not distance; and the smaller boys should not be put on the shafts. Whether teams are arranged by Patrols or not, the senior of the two Scouts on the shaft should be in charge of the team.

(e) The last Scout on each of the ropes should be well clear of the wheel, and the team should know how to reverse the ropes quickly when the order is given on going downhill. If the ropes cannot be reversed, some of the Scouts behind the trek-cart should take the strain off those on the shaft. In any case a few Scouts should be told off to follow the trek-cart lest anything should be dropped or the load begin to slip.

2. Lorries or vans. This is in many ways the most convenient method of transport. Places can be reached which would be difficult by train and too far on foot. The question of cost will vary according to the distance, and for considerable distance train may be the only practicable method. During the preliminary visit to the camp site the Scoutmaster should ascertain whether it is possible for the lorry to

Standing Camps

reach the actual site, and if not, what other arrangements are necessary.

This is a quick and simple method and does not necessitate elaborate packing; but it must be remembered that most lorries are not licensed for passengers, and it may be necessary for the Scouts themselves, as distinct from the equipment, to be carried in some other way or the owner of the lorry may become liable to heavy penalties.

The whole subject of the use of lorries for camp is surrounded by complicated technicalities, and if the owner of the lorry is in doubt on any point I.H.Q. should be consulted.

The following points should be noticed:

- (a) Things should be made into fairly compact parcels for ease in loading.
- (b) The lighter and more breakable articles should be put on last, and allowance should be made for the fact that there may be a good deal of vibration and jolting *en route*.
- (c) Loading up may entail a good deal of lifting of heavy weights; no racing or displays of feats of strength should be allowed, since a boy may easily injure himself in this way.
- (d) Unless the lorry has a cover, some protection should be provided against rain.
- (e) If the Scouts also travel by the lorry, some responsible adult should be in charge.

Standing Camps

3. Train. In the case of long journeys this is the only possible method; and scouts can get very cheap rates.

Vouchers for reduced fares for camp for members of the Scout Movement can be obtained at the following rates:-

Scouts and Senior Scouts under sixteen years of age:	Half the <i>ordinary</i> single fare for the return journey.
------------------------------------------------------	--------------------------------------------------------------

Scouts, Senior Scouts, and Rovers, between sixteen and eighteen years of age.	<i>Ordinary</i> single fare for the return journey.
-------------------------------------------------------------------------------	-----------------------------------------------------

Scouters or Rovers over the age of eighteen:	One ticket can be obtained for every eight tickets issued to those under eighteen: the charge is the <i>ordinary</i> single fare for the return journey.
----------------------------------------------	----------------------------------------------------------------------------------------------------------------------------------------------------------

These vouchers are obtainable from the secretary of the local association, but the conditions under which they may be used vary from time to time, and the railway should always be consulted beforehand.

The railways will allow camp equipment to be carried by parties travelling on these vouchers, up to a limit of 112 lb. for each "officer" and 56lb. for each boy. Any further quantities may be subject to the ordinary excess luggage rate, which is fairly heavy; such charge is not always made, but, if not, it is entirely an act of grace on the part of the railway.

Camp equipment may be sent in advance without additional charge; but arrangements must be made with the railway concerned.

Trek-carts taken to pieces and taken in the guard's van will be carried free of charge.

Standing Camps

If equipment is being taken by passenger train, several points require attention:

- (a) Conveyance must be arranged from headquarters to the station, and from the station at the other end to the camp site.
- (b) Things should be done up into very compact parcels, and anything of a very breakable nature is better carried personally.
- (c) Certain articles, such as paraffin, are not carried at all by the railways, or only subject to special conditions.
- (d) Capable and well-disciplined parties to help load and unload luggage-vans may be appreciated by the railway officials, but tact in this matter is advisable.

CHAPTER III

THE CAMP SITE

(A) LOCALITY.

The exact locality of the camp must depend to a great extent on the amount of funds available, and it must always be remembered that a good deal of the money expended on large railway fares might perhaps have been used to greater advantage in other ways in connection with the Troop. The reduced railway fares, as mentioned on page 23, will enable Scouts to go much farther a field than they would otherwise have been able, but before a long journey is arranged it may be well to remember that the success of a camp depends far more upon the exact nature of the site than upon its locality, and careful thought should be given to the other financial needs of the Troop in order that they may not suffer by reason of a disproportionate expenditure on transport.

Subject to this point of view, it is, however, very desirable to choose the locality so that it may be a real change for the boys. Seaside camps always appeal to the boy, but it is often difficult to find really good sites, and in practice, in the case of some Troops, the seaside camp has frequently resolved itself into nothing better than a bare and rather public patch of ground near some popular town, with the consequent temptation to the Scouts to beg continually for leave out of camp in order actually - if not officially - to promenade on the front and visit local cinemas and places of amusement. If a good site can be found, there is, perhaps, no better camp than one by the sea, especially for boys who might otherwise be unable to go there, but there is this difficulty in finding good sites within reasonable distance of the sea and not hopelessly overcrowded.

For the town Troop, mountain or moorland, forest and river offer an opportunity for a complete change, as good in many ways as seaside

Standing Camps

and, indeed, sometimes better; for many families already go to the seaside regularly for some part of the holidays.

Even the flat fen-land has its own attraction and will interest boys who have never seen it before. Again, Troops in country districts may with advantage choose a camp site within reachable distance of some famous and historical town, such as Cambridge or Winchester, so that they can visit the place and learn something of its history. At any rate the Troop should endeavour to go somewhere that will be new to the Scouts, so as to widen their knowledge and interest; camps should have an educational as well as a recreative purpose.

The sense of romance and adventure should be present in as high a degree as possible; for every boy is at heart a pioneer and explorer. This is a strong argument against camping in the same place two successive years, apart from the other danger - that of the second camp failing to fulfil expectations raised by the time-gilded memories of the former year.

A camp abroad has all the advantages of novelty, adventure, and education, and is excellent in its manifestation of the brotherhood of all Scouts, but the expense is considerable, the difficulties of organization much greater than those of a camp in this country, and the responsibility on the Scoutmaster infinitely heavier. These latter are facts not to be lightly regarded in planning such a camp, but where they can be faced and overcome a camp abroad will form a very valuable holiday for Scouts.

At the same time a camp within a few miles of the Scouts' homes may be thoroughly successful in every way, if properly organized; and Troops which are unable to afford transport to a distance may have annual camps as useful and enjoyable as any.

(B) SITUATION AND REQUISITES.

The choosing of the actual camp site is thus one of the Scoutmaster's most responsible duties and one which, as has been pointed out on page 15, cannot be transferred to others. It is well if the Patrol Leaders can be given a large share in the selection and planning of the site,, but the final responsibility must rest on the Scoutmaster. It must be remembered that the suitability of a site cannot be adequately judged unless the general layout of the camp is considered in relation to the proposed ground.

It should be fairly high up, in order that it may be dry and well drained. The experienced camper will never choose a site in the bottom of a saucer-like depression, where water will collect, or in a channel down which water may run during heavy rain. Particularly where the camp is close to a river or lake it should not be pitched low down near the water; apart from the possibility of floods, the camp may be shrouded in wet mist every night and the ground itself may be quite damp even in hot weather. If a place can be found raised up well above the water level, a camp site by a stream or lake is excellent, providing, as it may, so many opportunities for safe bathing. There is another advantage, too, in choosing high ground, namely that it may afford a good view, and B.-P. often pointed out how much breadth of mental outlook is affected by the extent of the view from a person's ordinary habitation. In the case of boys whose lives are passed in narrow and congested surroundings, the value of a holiday spent where the eye can roam over a wide stretch of country cannot altogether be estimated, but can be readily appreciated; at the least it must insensibly bring into their minds some realization of the wonder of nature and the beauty of their own land. This is, however, no justification for the pitching of a camp upon a bare and exposed hill-top; and in any Law, when high ground is selected, thought must be given to the question of transport. Even a trek-cart cannot be taken up the face of a precipice, and the carrying of camp equipment any distance by hand is a laborious and unenviable task.

Standing Camps

The site should, far as possible, be of an interesting and picturesque nature; the kind of place in which the Scouts can forget that they are not far from towns and civilization, and in which they can feel like real pioneers and explorers; but it should not be near the edge of cliffs, nor close to disused quarries or any other dangerous spot.

Somewhat broken ground may be picturesque and not inconvenient, though this depends on its nature, and to a lesser extent upon the type of tent used, but too steep a slope is uncomfortable, and it is important to see that there is sufficient space. A crowded camp is highly inconvenient and is almost invariably a messy and untidy camp. There must be room for tents without undue crowding, for kitchens and other camp arrangements, for the construction of latrines with proper sanitary precautions. Another point, not to be overlooked in this connection, is the importance of having a good area of level ground adjoining the camp where games can be played. Scouting games and camp routine will not occupy the whole of the Scout's time, nor indeed is it desirable that they should do so; there are many outdoor games which can be enjoyed in camp and for which opportunities may not be frequent in ordinary life. If there is not ground available actually adjoining the camp, the Scouts will inevitably play round and about the tents. This is a practice not to be permitted; it leads to accidents, to damage to property, and to grievous annoyance of cooks and other important functionaries.

The nature of the soil is an important matter if the camp is to be dry. Clay should be avoided whenever possible; it is always cold and damp, and in wet weather the grass quickly wears off, water collects, and the whole camp is soon nothing but mud.

Chalk affords better drainage, but where it is close to the surface it is apt to be messy and slippery in wet weather. A light soil of, sandy or gravelly nature is by far the best, and will ensure a dry camp. The choice of a spot in this respect calls for much in the way of observation and deduction; even in dry weather evidence may be found of the mud that is likely to be caused by much rain, and long

Standing Camps

reedy grass is an infallible indication of damp, water-logged ground. Any long or rank grass should be avoided for that matter, for it will often remain wet all day from the dew even if there be no rain, and in hot weather it harbours all sorts of annoying insects.

If the camp is by the sea, it is not advisable for it to be actually on loose sand. Apart from the difficulty of anchoring down the tents, there is always trouble with the sand; it gets into food and clothing and is a perpetual nuisance, especially in windy weather.

Protection from wind is another matter of very great consequence, and a little care in this respect may make a great difference in the health and pleasure of the camp. A bleak, exposed position will lead to chills and illness, and exposure to a cold wind whilst cooking over a hot fire may have serious consequences. Heavy winds and gales can also do a great deal of damage to tents and other equipment. The use of a little common sense in the matter may save a good deal of discomfort and misfortune. The best situation is perhaps just below the top of a moderate slope, with the camp site open to the south, so that it may get all possible sunshine, but protected on the other sides by woods so that it is sheltered from cold winds from the north and east, and from gales and rain from the west. A south wind is always warm, and the south-west wind, generally prevalent in this country, though often bringing rain, is mild as a rule, whilst the heavier gales come usually from the west or north-west. Local conditions often, however, affect these matters profoundly, particularly in mountainous country and on the coast, and it is well, therefore, to consult those who live in the place. Generally speaking, in this country, protection against cold and wind is of much greater consequence than against heat, and should therefore have the greater attention; but the latter point is not to be overlooked, and anyone who has camped in a bare, open position without shade during a hot August will realize its importance. Some large trees about the camp are most desirable so that there may be shelter near each tent, and also close at hand cooks. Elms treacherous being given to dropping limbs in the stillest weather, and should be rigorously avoided; and

Standing Camps

spruce and certain other shallow-rooted trees are apt to be blown down in high winds.

An absence of trees on the south of the site, except at a considerable distance, frequently gives an impression of great heat during the middle of summer day; a few scattered trees between the camp and the midday sun afford a sense of coolness, more apparent than real perhaps, but pleasant nevertheless, though they should preferably be at such a distance that their shadows do not actually fall on the camp itself; and any real barrier to the south is inadvisable.

Tents should not be placed right under trees. In wet weather they may shelter the tents for a short time, but in the end the drippings from the trees may prove worse than the rain itself. A camp should therefore generally not be established under wood; in addition to the drippings from the trees there will probably be a lot of discomfort, particularly in the evening, from midges and other insects.

The site should not be public. Nothing is more annoying or unpleasant than a crowd of onlookers all day, and many people, and especially children, in places where there is little else to interest them, seem to regard camping activities as being undertaken by Scouts primarily for the amusement of the natives. A camp in a public position will often, too, attract undesirable characters, and, in such circumstances, it is never safe to leave the tents unguarded. So little does this seem to occur to some Scoutmasters that Troops have been known to pitch their tents right across public footpaths, thus incidentally also causing disturbance to the lawful users of such paths. Again, there is no romance or sense of adventure in camping on something little better than a vacant building site near a road or with a view of "desirable residences" in various states of preservation. All this does not imply that there should be any absence of cordial relations with local inhabitants, who may well be invited as visitors to some of the camp fires, and also, if convenient, to see something of the methods and ability of Scouts in camp.

Standing Camps

The presence of domestic animals does not add to the comfort of a camp, and places where there are horses or cattle should, as far as possible, be avoided as camp sites. Cattle are inquisitive and difficult to keep out of camp; they foul the ground and often do serious damage to equipment. It is never safe to go far from tents with cattle in the same field. If cows have to be driven away from the camp, it should be done quietly, and they should not be made to run, or valuable animals may be injured. Horses can be worse than cattle; they often try to trample down tents and shelters, to the grave danger of those occupying them. Pigs, fowls, and dogs, can be a great trial, particularly to the keeper of the stores.

A well-disposed farmer will often move animals out of a field where a camp is to be pitched, but it must not be forgotten that this may be a matter of some inconvenience. It is in any case entirely an act of grace, and should be accepted with lining gratitude.

Though a camp site should be free from publicity, it should not be in such a position as to be inaccessible in the matter of supplies of fresh food, or for the removal of Scouts suffering from accidents or illness. This is, of course, entirely a matter of local conditions, but it is a point with regard to which inquiry should be made during the preliminary reconnaissance.

The proximity of a farm is generally valuable. Milk, eggs, vegetables, and fruit can frequently be obtained, and there may be a barn or shed available for games and shelter in case of continuously wet weather.

One of the most important points has been left to the last in order that it may be specially emphasized, namely the question of water supply. As pointed out on page 15, this should be investigated when the site is first visited. It is quite one of the most important points; perhaps the most important of all. The supply must be sufficient, for a shortage of water is an extremely serious matter. The approximate amount required can be easily estimated. Two gallons a head per day

Standing Camps

is the smallest amount that can be safely allowed; a gallon for washing purposes, half a gallon for cooking and half a gallon for drinking. Then the utmost precaution must be taken to see that the source is pure. Water from the ordinary main supply can always be relied on, but streams and wells are very much more doubtful, and any of boiling all the water required for the camp is quite out of the question. Streams should be traced to the source, but even then there can be no certainty that they may not subsequently be fouled in a dozen different ways at any time at places above the camp. In the case of wells, the fact that local inhabitants have drunk the water all their lives without any bad effects is no guarantee of its safety; they, and their ancestors, may have gained immunity from poisons which would render those unused to them seriously ill. Wells near farmyards often suffer underground pollution. The local Medical Officer of Health or Sanitary Inspector will nearly always be willing to advise on this point. Finally, the source of supply should be very close to the camp. The carrying of water any distance is a most arduous task and will spoil the whole pleasure of the camp for the Scouts. It is quite unfair to expect it of boys, and for a Scoutmaster to make any arrangement which necessitates such labour shows an entire lack of imagination and understanding.

The question of the supply of firewood also calls for consideration. It is not as serious as water, but scarcity of wood, with the consequent necessity of fetching it any distance, will have a very unfortunate effect on the success of the camp.

The various points to be considered are summarized in the following table - no order of importance being attempted - but this should not be relied on except after careful consideration of the whole chapter:

- Interest and romance.
- Elevation and drainage.
- View.
- Space and ground for games.
- Soil and vegetation.

Standing Camps

Protection (from wind, storms, and sun).
Publicity (freedom from, human and animal).
Accessibility (transport, equipment, and supplies).
Water and wood.

There may seem to be an enormous number of details to be considered in selecting a camp site, but they are all necessary. It is difficult, if not impossible, to arrange them in any order of importance, and this has consequently not been attempted. They will vary, too, in accordance with local conditions and the nature and duration of the camp. The wise Scoutmaster will not overlook any of them, and though it may be difficult to satisfy them all fully, he will spare no effort to find a place which will not lack seriously any of the necessary qualifications, and particularly those which are essential for the safety and health of the camp. The ideal camp site may perhaps only exist through the good will of farmers and landowners, though in imagination, but there are many thoroughly good sites available through the goodwill of farmers and landowners though they are not always to be found except after much perseverance. A really good site is, however, worth any amount of time and trouble that the Scoutmaster can devote to the search. County Secretaries and District Commissioners in the locality chosen will always help by suggesting possible places, but it must be repeated that the actual decision is the Scoutmaster's own personal responsibility.

A list of District and County camp sites is obtainable from I.H.Q., together with details of the special I.H.Q. camp sites.

Good sites can often be obtained without payment; but in some cases, and particularly in a place where there is much demand, a charge maybe made, generally based on the number of tents and the length of the camp. Scoutmasters should refuse to pay exorbitant charges; it is not fair to their own Troops, and it spoils the market for others. One can understand an owner of a site, finding campers will pay large sums for the use of their land, being unwilling to allow Scouts to have it at a low rate; but there are still many farmers and

Standing Camps

landowners who will allow Scouts to camp without payment or at a small charge.

(C) LEGAL CONSIDERATIONS.

A fear sometimes expressed by owners of sites is that if they let Scouts camp on land which as agricultural land is not subject to rates, it will thereupon become liable for rates. This is not so; occasional use for camping, even if a charge is made, does not alter the main use of the land for agricultural purposes, and it therefore still retains its freedom from rates. That, of course, does not apply to sites which are really run as a commercial undertaking and are not mainly used for agriculture; and it is quite right that the owners should pay rates on such land.

Finally, an owner may have heard of the prosecution under the Public Health Act, 1926, of an owner of a site for allowing persons to camp on it; he will probably not understand why this has happened and be afraid of something of the kind himself. I.H.Q. accordingly issue a leaflet obtainable free on application by any Scouter who thinks he may be likely to encounter this difficulty. This leaflet, which also deals with the provisions of the Town and Country Planning Act, 1947, relating to camping is in the following terms:-

EXEMPTION FROM CONTROL OF CAMPING.

As recent legislation has placed further restrictions on the use of land for camping, it becomes important that owners of land may be made aware that they will not be affected if they allow Boy Scouts to camp on their land.

The Boy Scouts Association have been granted by the Minister of Health a Certificate of Exemption under Section 269 of the Public Health Act, 1936, with the result that no licence under the Act is required for the use of a camping site by members of the Scout Movement, and certain provisions of the Act which limit the number

Standing Camps

of days that a camp site can be used without requiring a licence do not apply.

The Town and Country Planning Act, 1947, has introduced two new features. In the first place, wider control over the erection of all “structures” - and this includes tents - is granted to Planning Authorities, and, in the second, a change in the way in which land is used may render a landowner liable to what is known as “a development charge”.

A special exemption from the first has been granted by the Town and Country Planning (General Development) Order, 1948, to all organizations which hold, as mentioned above, Certificates of Exemption under the Public Health Act, 1936. The effect of this exemption is to make it unnecessary to get the consent of the Planning Authority for the erection of tents belonging to Boy Scouts.

As regards the second, by virtue of the Town and Country Planning (Development Charge Exemptions) Regulations, 1948, a landowner who allows his land to be used for camping will not render himself liable for payment of a development charge.

Finally, it may be stated that the courts have decided that the use of agricultural land for occasional camping, such as is done by Scouts, does not render it liable for rates.

Summarizing the position it may be said that a landowner who allows Boy Scouts to camp on his land for any period with or without payment need not fear that:-

- 1. He is breaking the law.*
- 2. The previous consent of any authority has to be obtained.*
- 3. The result will be a claim by any local authority for some extra payment.*

Standing Camps

For many - years local authorities, anxious to safeguard public health and the amenities of their districts, and conscious of many abuses that have occurred, have sought powers to exercise control over all camping in their areas. The Boy Scouts Association, whilst cordially sympathising with their motives, has nevertheless maintained that properly conducted Scout camps do not offend in any of these respects, and has continuously urged that any regulations requiring previous approval by the local authority of any Scout camp would most seriously hinder, if not entirely prevent, the carrying on of an essential part of the Scout training.

The Certificate of Exemption mentioned in the leaflet quoted above was a recognition of the claims of the Movement and of the high standard of its camping; it was granted by the Minister of Health after he had been satisfied that Scout camps are “properly managed and kept in good sanitary condition” and do not “give rise to any nuisance”. It has placed the Scout Movement in a highly privileged position, but has laid upon it a corresponding obligation to ensure that the confidence of the Minister shall not be misplaced and that this high standard of camping shall be maintained. A number of cases of bad camping coming to the notice of local authorities might lead to any application to the Minister for withdrawal of the Certificate of Exemption.

CHAPTER IV

LAYING OUT THE CAMP

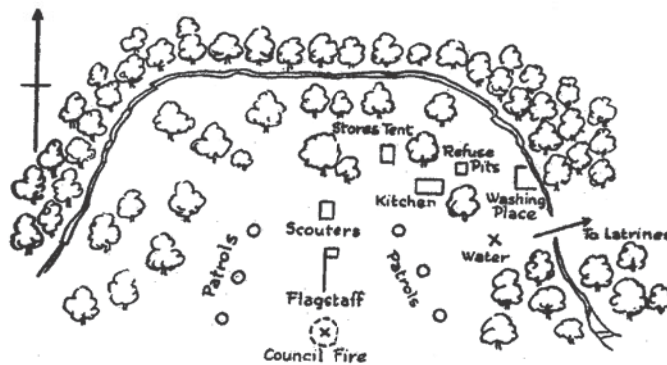
(A) GENERAL PLAN.

The general plan of the camp should have been settled during the preliminary inspection of the site, and if the Patrol Leaders were present, as is very desirable, they will know exactly the lines on which the camp is to be arranged. On the arrival of the Troop at the site, work can accordingly begin without delay. If by some unfortunate chance it has not been possible to consider these matters beforehand, the first thing to be done on arrival will be for the Scoutmaster and the Patrol Leaders to consult together as to the general lay-out. It is not wise to have any work started until this has been done; such work will probably only be wasted.

A great point in planning the lay-out of a camp is not to cramp things too much. If there is plenty of space it should be used. Nothing is more uncomfortable than a crowded camp, and it is difficult to keep clean and tidy. The distance apart of the tents of the different Patrols will depend to a considerable extent upon the experience and reliability of the Patrol Leaders, and if cooking is done by Patrols the distance will generally require to be greater than otherwise. Whilst it is important not to cramp things, on the other hand it is possible to go to the other extreme and place the tents too far apart, so that the Troop spirit is in danger of being lost, with the result that though there are several Patrol camps there is no Troop camp. Patrol camps can be valuable and enjoyable, but they are not quite the same thing as a Troop camp, and however much a Scoutmaster works on the Patrol System, he should not overlook the importance of Troop *esprit de corps* and the existence of friendships between boys in different Patrols. Emphasis placed on the Patrol as a unit should not be allowed to grow to such an extent as to obscure the fact that the Troop is itself a unit, nor to hinder in any way the spirit of comradeship between all members of the Troop.

Standing Camps

Again, camp is the Scoutmaster's great opportunity of getting to know the character and ideas of each boy; if the Patrols are too widely scattered his opportunity is considerably limited.



It has at times been very necessary to stress the importance of the Patrol, but unfortunately in much that has been written and said about it, especially in respect of camping, there has sometimes been a tendency to overlook the other point of view. The two are, of course, in no way incompatible, and the wise Scoutmaster will in this, as in all things, seek the path of moderation.

No hard and fast lines can be laid down with regard to the distance of the Patrols. B.-P., in *Scouting for Boys*, says, "The tents... are dotted about, fifty or a hundred yards apart or more," but the actual distance must depend on the experience of the Troop, the nature of the ground, the other details of the lay-out of the camp, and many other conditions.

The Scoutmaster's tent should be in a central position, whilst the other tents will probably be arranged more or less in a big semicircle open towards the south. Sometimes a camp may be arranged round a complete circle or four sides of a square, but it is generally better for it to be open to one side. The Patrol Leader should select the places for their Patrol tents, subject, of course, to the general scheme of the camp.

Standing Camps

The flagstaff will be in a central position, more or less equidistant from all the tents, but towards the open side of the camp, with the council fire fairly near it, but leaving room for the Troop to parade round the flag staff.

It will generally be found better to have the council fire on the outer side of the flag staff rather than between it and the tents.

The position of the kitchen must also be considered; in fact, the situation of the kitchen and of the camp sanitary arrangements will frequently determine the rest of the lay-out. The kitchen should not be too far away, but it ought to be on the leeward side of the camp, that is the side opposite to the direction from which the wind will probably come, so that the smoke is not continually blowing across the camp or into any of the tents. Thus in most parts of this country it will be on the northeast side of the camp, but this again may be subject to local conditions. In any case it is principally a matter of common sense; if, for instance, there has been a strong wind blowing from the east for some time which appears likely to continue, it will probably be more sensible to place the kitchen on the west or northwest side of the camp. The kitchen should be as close to the water supply as possible.

A place for tables for meals, or where meals will be eaten, if there are no tables, should be selected, not too far from the kitchen, but on the windward side. Refuse pits should also be near the kitchen on its leeward side. Incinerators must be well away from the camp and on the leeward side.

The position for the stores tent must also be arranged; this should be near the kitchen, but on the windward side, so that smoke and sparks are not blown into it.

A washing place is also necessary, placed as near the water supply as possible. In this connection it may be remembered that water which may not be safe for drinking may be quite suitable for washing. It is

Standing Camps

useful for the washing place to be situated between the latrines and the camp.

A place must be selected with great care for the latrines. It should be well protected and of course on the leeward side of the camp. It should be within reasonable distance of all the tents, though not too near any of them.

If cooking is being done on Patrol lines, these arrangements will require certain modifications. Each Patrol will require its own kitchen, food shelter, and refuse pits, observing similar rules with regard to their situation in relation to the Patrol camp site. There will be the one flagstaff and council fire for the whole camp, and probably only one washing place in order to avoid unnecessary carrying of water. There should certainly be only one set of latrines. The latrines are the most exacting of all camp arrangements; they are the most difficult to keep hygienic, and require constant supervision and inspection: and it is unwise to multiply the continuous duties to which they give rise. Sanitation in this respect is so important that their supervision should be the responsibility of the Scoutmaster, or one of his Assistants appointed for the purpose, and it should not be placed entirely on the Patrol Leaders. It is necessary to see that so far as possible the latrines are equidistant from all the Patrols, or at any rate that they are not an unreasonable distance from any Patrol.

The respective positions of various camp arrangements relative to wind only may be shown by means of a diagram (not to scale).

		Stores	Water			
Direction		tent.	supply.	Refuse	Washing-	Incinerator.
of wind.	→	Dining-		pits	place.	
		room.	Kitchen		(Water?)	Latrines.

Methods of pitching tents and dealing with camp arrangements are given under their respective headings in chapters following.

(B) ORGANIZATION OF WORK.

On arrival at the site, everything should be unloaded and dumped in a central position so that when the work of making camp commences nothing will have to be carried very far. It is useful to have this dump made in three sections: tents and poles in the first, kit-bags and personal paraphernalia in the second, and in the third, pots and pans, lanterns, spades, axes, screening, and other odds and ends. If the pound is wet, some waterproof sheets should be put down first, so that things will not get wet, and if it is raining a covering should be arranged as well.

Then, if it is the right time, it is a good thing for the Scouts to eat the food which they may have brought in their haversacks, if this has not been done during the journey.

A short rest can be allowed, during which the Scoutmaster, in consultation with the Patrol Leaders, can allot duties and organize the work, though it is wise to have the plans more or less worked out beforehand, and particularly so if there is no time allotted for a meal at that stage. In the meantime the Scouts should not be allowed to pick out their kit-bags or unpack any of their personal belongings except for the purposes of the meal. This is the beginning of camp and a moment when order and method are of the utmost consequence.

The first job to be undertaken is the digging of latrines and refuse pits, but at the same time it is desirable to get the tents up as quickly as possible in order, in the case of rain, to keep the ground dry and to have somewhere to put things out of the wet.

The best plan, therefore, is to detach one or two Scouts from each Patrol and so make one or two parties under an Assistant Scoutmaster and the Troop Leader to start digging latrines and refuse pits. At the same time, each patrol can be pitching its tent under the direction of the Patrol Leader. As soon as tents are pitched, ground-

Standing Camps

sheets and kit-bags can be put inside, including those of the sanitation party.

Then each Patrol can make itself responsible for some particular job. One can go and help with the latrines and refuse pits if they are not yet finished; others can erect the flag staff and prepare the place for the council fire, undertake the arrangement of the washing place or the kitchen, pitch the stores tent and clear up odds and ends still left lying about. The Scoutmaster and Assistants may also want some help with their tents and personal belongings.

If cooking is by Patrols, each Patrol would then construct its own kitchen, but the Patrol refuse pits should have been dug by some members of the Patrol at the same time as the others *were* erecting the tent.

Finally, when all is complete, the Scouts can be allowed to unpack their personal kit and to begin arrangements for their own comfort.

Carefully organized in this way, the work is finished in a remarkably short time, without any fuss or commotion. There is no trouble arising from too many people trying to do the same thing, and no one has an excuse or opportunity for slacking; for everyone has his own job to do and knows exactly what it is.

CHAPTER V

CAMP EQUIPMENT

(A) TROOP AND PATROL EQUIPMENT.

Any attempt to catalogue the various items of equipment required by a Troop for a camp of anything between one and three weeks presents many difficulties, since the list must depend very greatly on local conditions, the situation of the camp, facilities for transport, the methods of the Troop concerned, and the particular ways in which the time is to be spent. An endeavour has been made in the pages following to give a fairly exhaustive list of all items of equipment normally required by an average Troop of four Patrols, each containing six to eight Scouts. The list, it is believed, will be found fairly complete, but Scoutmasters may from their own personal experience consider it wise to add certain other small items, whilst on the other hand it would be possible to run the camp without several of the articles mentioned. Given the necessary transport facilities, it is, however, unwise in the case of a standing camp to sacrifice any reasonable comfort for the sake of a slight gain in lightness, though on the other hand there is no justification for burdening the Troop with a mass of articles which may hardly be used during the whole camp. Again, very many things can be made or improvised in camp; to take such articles means the carriage of quite unnecessary weight, whilst at the same time it limits opportunities in camp for interesting work and valuable training, in which, too, a healthy Patrol rivalry can be encouraged. The Scoutmaster (or Assistant Scoutmaster or Patrol Leader acting as Quartermaster) should prepare beforehand the list of equipment necessary, and it will generally be found convenient to draw it up under four headings:

- A. Articles to be collected from the Troop store.
- B. Articles to be made or renewed beforehand.
- C. Articles to be bought or hired beforehand.

Standing Camps

D. Articles which can be improvised or obtained locally.

A list of this kind will ensure that nothing is left behind or forgotten until too late. The list should be kept and notes made directly after camp as to the utility of each article taken; this will form a most valuable guide for subsequent camps.

The different types of each article of equipment and their respective merits are not dealt with in this chapter, but are discussed under their respective headings.

The biggest question affecting the equipment necessary is that of the method of cooking, whether it is to be on central or Patrol lines.

Practically the same equipment is required whichever system is followed, with the exception of kitchen equipment, which must necessarily be different. In the following list, therefore, the numbers of the different articles of kitchen equipment required have been set out in two columns: in the first column are given the numbers required by each Patrol where cooking is on patrol lines, whilst in the second column are the numbers required for the whole Troop under a central system of cooking.

General.

Union Jack and Scout Pennant.

Troop Flag.

Flag staff: Generally obtainable locally, or can be improvised.

Stores tent: A central stores tent is necessary, even if cooking is on patrol lines.

Felling-axe: One at least generally necessary. Only to be used by responsible Scouts or under supervision.

Pickaxe: Very necessary on some ground. (Spades are given under kitchen equipment.)

Rope, Cord, and String: An unlimited quantity.

Hymn-sheets or Hymn-books: For use at Scouts' Own.

Medicine Box: As described in Chapter X (c).

Standing Camps

(?Also hospital tent, camp-bed, and spirit stove.) Instructional equipment: Signalling-flags, etc.

Games equipment: Football, tennis balls, cricket outfit, etc.

For Each Patrol.

Tent: One or more according to size and nature. Ground-sheets: One for each Scout, but a few spare ground-sheets are very useful for covering things in camp.

? Palliasse Case: Or mattress made on loom in camp. One for each Scout.

Tables and Seats: Can nearly always be improvised.

? Canvas: For shelter for meals.

Spiders: For tent pole. Can be improvised.

Lantern

Two or three Washing-bowls.

Rubbish-box or bag: Can be improvised.

Latrines.

Screening: With ropes and pegs. Paper in receptacle.

Small Shovels: Can be improvised. ? Four Buckets: for night use.

? Disinfectant.

Kitchen.

For each

Patrol	For Troop
(Patrol	(central
cooking).	cooking).

—	3
---	---

Large (3-gallon) dixies. Two are possible but three much easier.

2 or 3	1 or 2
--------	--------

Small (10-pint) dixies.

1	2
---	---

Large frying-pans.

1	2 or 3
---	--------

Buckets (specially marked) for water.

2	6
---	---

Large metal bowls - for serving bread and butter, mixing puddings, and keeping things in.

1	4
---	---

Large metal bowls for washing-up, cleaning vegetables, etc.

Standing Camps

For each

Patrol	For Troop
(Patrol	(central
cooking).	cooking).

1	4.	Large enamel jugs - for serving water, tea, etc.
lor2	4	Mugs 1/2-pint or 1-pint) - for measuring.
1	2	Knives, forks, spoons, including carving knife and fork, wooden stirrer.
1	3or4	Large ladles.
1	1	Milk can - with lid.
1	1	Butter basin.
1	1	Tin-opener - for emergency rations.
1	lor2	Hand-axe. It is safer to take two for a Troop, in case one gets damaged.
1	1(a)	Spade. (a) It is generally desirable to have a number of spades in camp.
1(b)	1	Lantern. (b) The tent lantern can be used. Table. Can be improvised.
Supply of		Swabs and drying cloths, pudding cloths, butter Muslin.
1 (c)		Food shelters. (c) The central stores tent is given in the list of general equipment: it is necessary in addition to the patrol food shelters also required where cooking is on patrol lines.

(B) SCOUT'S PERSONAL EQUIPMENT.

The following is a list of all the articles which a Scout will require in camp. A copy of the list should have been given to each boy in good time beforehand. As the Scouts will parade in uniform, the various items of uniform, and this, of course, includes staves, are not set out. Haversacks and billies are also not included; they will have been mentioned in the directions given with regard to uniform.

Scout's Personal Equipment.

Two blankets.

Overcoat or waterproof (or, if possible, both).

Sweater, jersey, or old coat.

Standing Camps

Change of clothing. Old (but clean) flannel trousers and shirt are very useful, since, if necessary, they can be used instead of pyjamas.

Spare vest or undershirt.

Spare stockings.

Spare boots or shoes.

Canvas shoes or sandals - for wet grass and for games, etc.

Handkerchiefs.

Bathing costume.

Soap and towel.

Toothbrush and toothpaste.

Hairbrush and comb.

Plate and mug - preferably enamel, certainly not china.

Knife, fork, and spoon. These and the plate and mug should, if possible, have some distinctive mark of ownership.

The following are also required, but it is generally better for the Patrol Leader to arrange provision for the Patrol, than for each individual Scout to bring them:

Mirror for tent.

Boot cleaning materials. Clothes brush.

Repair outfit (needles, cotton, wool, buttons, etc.).

Supply of books, magazines, papers, etc. - often useful during the rest hour.

(C) THE SCOUTMASTER..

Besides his own personal requirements, the Scoutmaster will have to take a number of small articles which may be wanted at any time, so that his list of requirements can hardly be cut down to the simplicity of the boys' list. Moreover, his needs are different from those of boys, and as some Scoutmasters are men of some age, they may reasonably desire some additional comforts in camp of a kind that a boy would not require or possibly even appreciate. However well the patrol system may be in force in a Troop, and however reliable the Patrol Leaders, the conscientious Scoutmaster must find camp a

Standing Camps

strenuous and responsible time; anything in reason which will tend to preserve his health and efficiency is worth taking, provided that transport does not raise any question of difficulty. No man would desire to burden boys with the weight of unnecessary luxuries for himself, and many young Scoutmasters may find they can manage with little more than the boys require, save for certain articles which are really for the benefit of the camp generally; but the man of greater age, or of less robust health, is foolish to neglect any precautions which he has proved to be necessary if he is to maintain his utmost efficiency. To condemn hastily the Scoutmaster who furnishes his tent in camp with bed, table, and chair, may quite possibly be an act of unscoutlike intolerance, founded on a lack of knowledge or understanding.

The Scoutmaster must always be the mainspring of the camp. However good his Assistants and Patrol Leaders, he should be the first on the scene in the early morning, and is almost invariably the last to go to bed at night. He will probably find that he will have to turn out in rain and bad weather more than perhaps anyone else in camp, and he must be prepared to deal personally with any accident or emergency that may arise at any time of the day or night. It is well to bear this in mind in deciding the nature and quality of clothing to be taken. A thoroughly sound waterproof is an essential, and some kind of waterproof boots, easily slipped on, will be found very useful.

No attempt is made in the following list to indicate the number and nature of articles which the Scoutmaster will take for his own personal use; it must depend in each case on the standard to which he is accustomed, his age, and state of health, and many other considerations.

THE SCOUTMASTER.

Tent. This should be large enough for free movement, and for the arrangements of his personal kit and certain articles of Troop use.

Standing Camps

He may, of course, share a tent with an Assistant, but no Scouter should in any circumstances sleep in a tent with boys.

The question of tent furniture, ablutionary arrangements, etc., must be decided personally in each case.

Clothing and personal kit.

Lantern. A really good light is wanted in the tent. The Scoutmaster may have writing to do last thing at night, medical cases requiring attention, and many other jobs that necessitate a good light.

Money-box or some other safe receptacle for money. It is useful to have two or three strong bags in which money belonging to different accounts can be kept separately; for instance, money belonging to the Scouts and paid into the Camp Bank should always be kept distinct from any other money.

Money should be taken sufficient for the purpose of the camp and for any emergencies that might arise. It is well to remember that strangers will not generally cash cheques. Electric torch, with spare battery (if necessary), and spare bulb.

Repair outfit, containing needles, cotton, worsted, buttons, material for patches, and a supply of sticking-plaster. The last item has a hundred different uses in camp.

Box or case, containing notepaper, envelopes, postcards, luggage labels, scribbling-pad, notebook, account book, a good supply of stamps of various values, pen, and pencils.

Map of locality, and compass.

The following may be useful though not essential:

Field-glasses.

Camera

Primus or spirit stove and kettle or small pot.

Some Scoutmasters find an alarm clock useful in the early morning.

CHAPTER VI

CAMP EQUIPMENT (*continued*)

(A) TENTS.

For a standing camp of any duration a strong and reasonably large tent is necessary. Small hike shelters are good enough for occasional nights or for week-ends, but for a camp of any length and with a number of boys something really sound and weatherproof is essential. A spell of wet weather of any duration in cramped quarters is a trying experience for the Scouts and may lead to un-health; it is difficult to keep clothing and other things dry, and impossible to dress and undress without going outside in the rain. Boys cannot be expected to keep still for long, and they ought to have room to move about inside the tent, if there is rain for any length of time.

Generally speaking, there are two kinds of tents suitable for such camps.

Bell Tents. There is often a tendency to condemn the bell tent, but it has many good points. It will hold even a big Patrol in real comfort. There is plenty of room for the Scouts to sleep, and also for them to stand up and dress and to move about. It is sometimes stated that there is little head room, but this is not entirely true. Several fully grown men can stand upright in such a tent, and the centre pole has its advantage as making a convenient place to hang coats and hats. If in good condition, a bell tent will stand an enormous amount of rain because of the steepness of the slope and the excellence of the material of which it is made; and its design is the most perfect of any for resisting wind. Moreover, because it is made of such strong material, a bell tent will outwear many other tents. Its weak point is the cap at the top, but with reasonable care this will last for many years, and even then it can be renewed inexpensively and the tent will last a good many more years. In proportion to its size, it is the quickest form of tent to pitch, and also to strike; and both these

Standing Camps

operations can be carried out by one person if necessary. Such a tent is admittedly heavy, weighing with pole and pegs about 80 lb., though this does not compare so very Unfavourably with many other tents sufficiently large to hold a patrol and which are seldom so strongly made.

In warm, weather a bell tent becomes much hotter than one with a fly-sheet, and in the same way it is colder at night. It is difficult to keep ventilated, particularly in wet weather, and is not very suitable for rough or uneven ground.



Fig. 3

Even with such defects as it has, a bell tent (Fig. 3) is in the long run one of the cheapest forms of shelter for a Patrol. Second-hand bell tents can often be bought very cheaply; but a new tent is worth infinitely more than one that is second-hand, and, if it is possible, it is well worth while to pay the extra amount for it.

In purchasing a bell tent it should be remembered that they are made in various sizes. The largest has a circumference of forty-two feet, and this is the kind to get: it gives a good deal more room without a great increase in weight.

Standing Camps

A double bell tent, i.e. one with an inner lining, can be obtained, thus giving some of the advantages of a fly-sheet, but such tents are very expensive, bulky, and heavy.

Wall Tents. Tents of this kind are used by most explorers and pioneers. The addition of a fly-sheet makes it practically only possible form of tent in tropical countries, the air between the tent and the fly-sheet forming a non-conductor of heat. Such cases are, however, very different from Scout camps; for a few, or possibly only one man, will use the tent, expense is often no great consideration and means of transport may be plentiful and cheap, or even not required at all.




Fig. 4

A wall tent with a fly-sheet (Fig. 4) forms, of course, an ideal shelter for Scouts, but it requires a large one to hold a Patrol of six or eight boys, and such tents are generally expensive.



Fig.5

They are cool in hot weather and are absolutely rainproof, but they take some time to strike and to pitch, and the larger ones require a regular forest of tent pegs. An extension of the fly-sheet in front helps to keep the entrance dry in wet weather.

Standing Camps

A wall tent can be used without a fly-sheet (Fig. 5), but the tent is thereby deprived of some of its chief advantages. Fig. 6 shows such a tent with a hood at the entrance.



Fig. 6

In any case when buying tents for use in a standing camp it is a good thing, if possible, to get them high enough for those who are going to use them to stand more or less upright. It is perfect misery to have to adopt a crouching position whenever one is inside the tent.

A warning may be given as to the tents that are sometimes sold by outfitters as "Patrol tents"; they often will not hold more than half a Patrol, and sometimes not even that. The plan of having small (half-Patrol) tents, two to each Patrol, has one advantage in that it gives the Second more responsibility, but this may be more than outweighed by its disadvantages, namely that the tents will probably be uncomfortably small, that expense may increase, and the Patrol is split up.

The capacity of a tent can be fairly approximately gauged if it is remembered that each Scout for comfort requires about 6 feet in length and at least 2 feet in width.

Making Tents

A good deal can be done in the way of making tents during the winter months. A sewing machine is a necessity, but it is a valuable article of Troop property for many purposes. The size and measurements should be carefully worked out and a small model made first. It is then a good plan to construct an actual model of paper, the paper afterwards serving as a pattern for cutting the

Standing Camps

material. All seams and places where there is a strain should be reinforced. Tent-making cannot be learnt from a book, but only from experience. It is therefore well to start in a small way at first and learn from one's mistakes; more ambitious attempts can be made later. Some Troops have made themselves excellent Patrol and half-Patrol tents.

Waterproofing Tents

Many tents are made of waterproof material, but, even if not, a properly designed tent in good condition will shed rain quite satisfactorily provided the occupants do not rub against the sides whilst the canvas is wet. It is, however, a fairly simple business to proof a small tent, and the treatment will not only render the tent more weatherproof but will also add to its life by making it easier to dry and consequently less liable to rot.

It is quite easy to buy a good waterproofing solution, but the following recipes, though more trouble, are less expensive:

(a) This method is reproduced by the courtesy of The Camping Club, by whose members it has been found to be very successful.

Boil half an ounce of isinglass in a pint of soft water until it is quite dissolved, and strain through a piece of clean linen into a second saucepan. Dissolve quarter of an ounce of white Castile soap in a pint of water, strain as before, and add to the first solution. Dissolve an ounce of alum in two pints of water, strain and add. Stir and heat the combined solutions over a slow fire until the liquid simmers, when it is ready for use. The solution while still hot should be applied to the outer surface of the tent with a small flat brush or small mop, care being taken to work it well into the seams. It is desirable, of course, to erect the tent for this operation.

This quantity is sufficient for about 80 to 100 square feet of material.

Standing Camps

(b) This method is very simple and effective, but has the disadvantage of rendering the material more airtight as well as waterproof.

Dissolve 1 lb. of paraffin wax in one gallon of petrol. This solution is applied with a brush or mop as in (a), or the whole tent may be immersed in it.

Pitching Tents

Wall Tents. - Lay the tent out flat on the ground and insert the ridge pole if there be one. Put the upright poles in place, pushing the spikes through the holes in the ridge-pole and in the tent. If there is a fly-sheet, place this in position so that the spikes of the upright poles pass through the holes in it. Put the knobs with the long guy ropes on the spikes and lay the ropes on the ground. A Scout at each end will then raise the upright poles; if there is a ridge-pole, it is important that the upright poles should be raised at the same rate or the spikes will be bent. If necessary, the four long guy ropes can be pegged down temporarily to help support the tent. Fasten up the doors; see the poles are upright and peg down the ends at the foot of the poles.



Fig. 7



Fig. 8

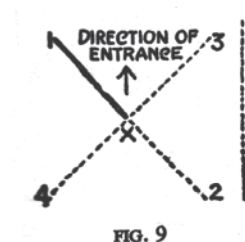
Then peg out the four corner guy ropes, making sure they are square, and starting on the windward side to help support the tent. After that the remaining pegs can be put in. The fly-sheet should not be pegged until the tent itself is finished: it will require a separate set of pegs, and they must be placed further out than the pegs of the tent itself so that the fly-sheet may not touch the tent anywhere. About 6 inches is the normal space between tent and fly-sheet.

If there is a ridge-pole and a fly-sheet, the four main guy ropes should be arranged as in Fig. 7. This is called "storm set." It prevents

Standing Camps

the fly-sheet ballooning out in a wind and is the best way of anchoring down a tent of this kind. If they are arranged as in Fig. 8 the pegs will be a nuisance; they will always be in the way. Such an arrangement affords no protection to the fly-sheet and tends to pull a jointed ridge-pole apart. Needless to say a storm set should not be attempted if there is not a ridge-pole; and in the absence of a fly-sheet care must be taken that the ropes do not touch the sides of the tent and cause it to leak.

Bell Tents. - Make a mark or drive in a peg at the point where the foot of the pole is to come. This is point X in Fig. 9. Lay the pole with its foot against this mark, and drive in a peg at the point to which its other end reaches.



This is 1 in Fig. 9. Turn the pole over and drive in another peg at point 2. Similarly, by measuring with the pole, place pegs at points 3 and 4. Points 1, X, and 2 must be in a line; so must 3, X, and 4, and this line must be at right angles to the line joining 1 and 2. With practice you may be able to judge the position of these four pegs by taking about three paces in each direction from X. Now unroll the tent. Four of the runners on the guy ropes ought to be coloured red. Place these ropes on the four pegs, taking care to see that the entrance is going to face the required direction. Fit the pole into the top of the tent, making quite sure that it is well in the ring of rope at the top, otherwise the tent may be damaged. Hoist the pole and put its foot at the point previously marked, and tighten up the four guys. The tent is now up, and it only remains to put in the other pegs. In this way one Scout by himself can pitch a bell tent.

The following points apply to either kind of tent:

The entrance should be fastened as soon as the tent is up and before it is pegged out. Pegging should be commenced on the windward side; this will help support the tent. Pegs should be placed so that

Standing Camps

each guy rope follows the line of the seam in the canvas. If they are too far out the wall will be lifted right off the pound and it will be draughty inside. If they are too near, part of the wall will be on the ground and spare is lost. A wrong position of the pegs is a very common mistake. The pegs should not be driven in too far at first. Some of them, especially the earlier ones, may have to be altered. They should be driven at a slight angle to the perpendicular, otherwise they will not hold firmly. Fig. 10 shows the right and the wrong ways.

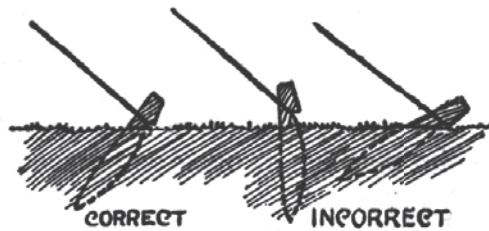


FIG. 10

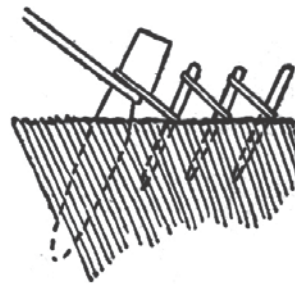


FIG. 11



FIG. 12

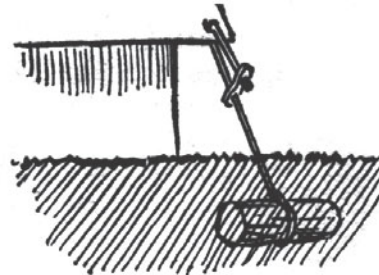


FIG. 13

When finally made fast, they should not be hammered in so far that the guy rope is driven into the ground. A proper mallet should be used, and not the back of an axe, or the pegs will suffer; and new tent pegs are expensive. Each guy rope should have its own peg; if two ropes are put on the same peg the tent will probably not hang properly.

Standing Camps

The Scout who puts a peg anywhere in the entrance of the tent will live to regret it. He will forget all about it until he falls over it. He will do this several times in quite a short while, and so will other members of the patrol. Having been hurt, and thus learnt wisdom, he will eventually remove the peg.

If the pegs will not hold in loose soil they can be rendered more secure by holdfasts, as shown in Fig. 11. Another simple way is to place heavy stones or logs on them, as in Fig. 12.

If tents are pitched on actual sand - which is very inadvisable - the only safe way is to attach the guy ropes to logs buried at least a foot deep. In this case the guy ropes must first be taken off the tent and reversed, otherwise it is impossible to adjust their tension. Fig. 13 will make this clear.

If a runner is missing, the guy rope should be fastened to the peg by means of a round turn and two half-hitches, as shown (before being pulled tight) in Fig. 14. Any kind of fancy knot to take the place of a missing runner generally proves unsatisfactory.

If a runner is too loose it may slip right down the rope if there is any wind to shake the tent: this can be remedied temporarily by reversing the runner, as shown in Fig. 15.



Fig. 14



Fig. 15

After the tent has been pitched, the tent bag and mallet, with any spare pegs, should be placed inside. Other patrols sometimes want to borrow extra mallets; it is well to see that they do not forget to return them.

Standing Camps

The Tent in Use.

Tents are by far the most expensive part of camp equipment, and it is therefore well worth while to take care of them, for their life will be considerably lengthened thereby.

Care should be taken that the poles are kept upright, and in the case of bell tents that the pole is properly in the rope ring at the top. Guy ropes should not be too tight; this puts an unnecessary strain on the canvas and at the least will tend to pull it out of shape, particularly if some of the ropes are tighter than others. They should be arranged so that the strain on the canvas is taken equally all round.

The guy ropes should be quite slack if there is rain coming on; for rain causes a tremendous amount of shrinkage. Failure to observe this precaution means trouble. At the best, it may only be pegs dragged out of the ground by the shrinkage of canvas and ropes, but it may quite possibly result in broken ropes, or, worse still, torn canvas.

Bell tents generally take such an opportunity to behave in a particularly unpleasant manner; the pole slides through the top and the tent itself subsides gently on those sleeping within. If the pole happens to fall on anyone's head, he wakes up quite rapidly and thoroughly, but his subsequent actions are somewhat hampered by the descending tent. Those whom the pole misses recover consciousness more gradually with a confused impression that, by a quite inexcusable piece of carelessness on someone's part, they have been buried alive. In any case, clutching one's possessions and endeavouring to crawl out from under a clinging mass of sodden canvas is not the most enjoyable form of amusement on a dark and stormy night.

It should be made a rule to go round and slacken the ropes of the tent last thing before turning in at night. This is most important. Even if it does not rain, there is fairly certain to be enough dew or dampness in the air before morning to make it quite necessary for the ropes to be

Standing Camps

left slack. The Patrol Leader is responsible for the safety of his tent; so it is his duty to see that this is done each night.

A small hole may be dug near the foot of the pole of a bell tent, and in the case of necessity the pole can be pushed into the hole, thus loosening all the guy ropes at once. This is, however, merely an additional precaution for use in emergency, and does not in any way remove the necessity of giving proper attention to the slackness of the guy ropes.

In the morning, or after rain, when the tent has dried the guy ropes will be found to be very slack, and they should be tightened up all round. A loose or floppy condition makes a tent look untidy and is not good for it. All flaps, entrances, and so on, should be made fast and not allowed to blow about in the wind. It may not appear as if this would make much difference, but if parts of a tent are continually flapping about in the wind there will be a good deal of wear which might quite well be avoided.

First thing in the morning the walls of the tent should be raised so that the air can get into the tent. If it is raining this may be done on the leeward side only. It is better at first to loop them up on the guy ropes (Fig. 16), because, even if the wall itself is not wet, the sod cloth is almost certain to be damp from the grass.

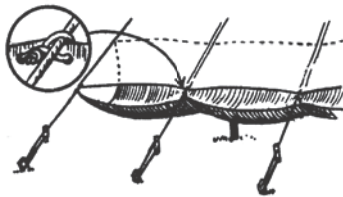


Fig. 16

As soon as it is all dry, the walls should be rolled up to allow more passage for air. When the walls are, rolled up, the brailing cords should be fastened by means of reef knots tied with one end slippery; the ends should be tucked in neatly with the exception of the one to be pulled to open the knot.

Standing Camps

If the morning is fine, everything should be taken out of the tent so as to give an opportunity for the ground inside to be aired and freshened. The entrance should be opened as wide as possible. This will let in the sun and air, and the ground will not get so trampled and bare as if the entrance were left narrow. If the ground begins to get very bad, the tent should be moved or the position of the entrance changed slightly.

The pegs should be examined from time to time. They often work loose in the ground, especially if there is much wind on the tent, and if they are not made fast a gale may uproot the whole tent. When a bell tent, or a wall tent of the type generally used by Scouts, is blown down, it is nearly always the fault of those occupying it.

The tent entrance should never be completely closed at night. One of the chief reasons for taking Scouts to camp is that they may be in the fresh air, and it is almost better for them to stay at home than to sleep in the thick, foul, evil-smelling atmosphere of a closed-up tent. The most fully inhabited room with closed windows cannot be as bad as the smaller space in a laced-up tent occupied probably by an even larger number. In such a case the good of the life in the open air in the daytime is more than undone by the lack of any fresh air at all at night. It is sometimes difficult to get boys to realize this at first, and a little explanation of the importance of air and the fact that they are breathing out poison all night long may be useful. If this does not carry conviction, a simple experiment will generally do so. Let a Scout sleep with a number of others in a closed-up tent one night. Take him out of the tent into the fresh air for five minutes in the early morning - the fact that he will probably feel cold is another point from which a moral can be drawn - and then make him put his head into the tent again before it is opened up. The stench inside will probably make him retreat hastily, feeling sick, and he will be a wiser Scout from that day onwards. He will begin to appreciate the fact that the Scout who gets ill and catches cold is the one who sleeps in the hot, foul air of a closed tent, and not the one who sleeps in fresh air.

Standing Camps

Even on the wettest night the doors of the tent can be arranged in some way, or a ground-sheet or something similar can be hung up, so as to keep out rain, but let the foul air get out and the fresh air enter.

The question of trenching round a tent is a much-debated point. The prevalence of an idea that trenching is always necessary probably arises either from knowledge of military practice in this respect, the complete difference between the conditions of military and those of Scout camps being over-looked, or else from the reminiscences of those more accustomed to camps in tropical regions. Practical experience over a period of many years and in all kinds of weather has shown that in Scout camps in this country, provided common sense is used in the selection of the camp site, trenching is in most cases entirely unnecessary. On some few sites it may be found advisable, but unless done very carefully it not only fails in its purpose but also disfigures the ground permanently. There are many places where unsightly rings still mark the site of camps held years ago on ground where the digging of a trench round a tent was obviously ridiculous.

If in exceptional circumstances it should prove necessary, the consent of the owner should first be obtained. The trench should be dug exactly where the tent wall meets the ground, so that the bottom of the wall is pegged against the inside slope of the trench. This is shown in Fig. 17.

If a trench is really necessary, then surface drains are equally necessary in order to carry off the water from the trench, and the whole work cannot be carried out properly until a wet day shows the natural run of the water on the ground where the camp is situated.

It seems to be simpler and far more - sensible to try and find a site which does not require engineering feats of this character.

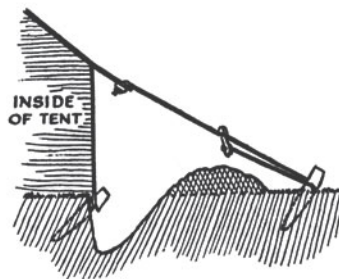


Fig. 17

Standing Camps

A form of trenching possibly more likely to be required is one to turn the flow of water down a slope so that it will not reach the tent. In some cases a V-shaped trench (as in Fig. 18) above the tent may be useful.

In any trenching of this character the sods should be cut out carefully and laid at the side of the trench, on the outer side in Fig. 17, but on the inner side in Fig. 18. The spade should be thrust in almost at a right angle to the ground on the inner side of the trench, but at a much lesser angle to the ground on the outer side.

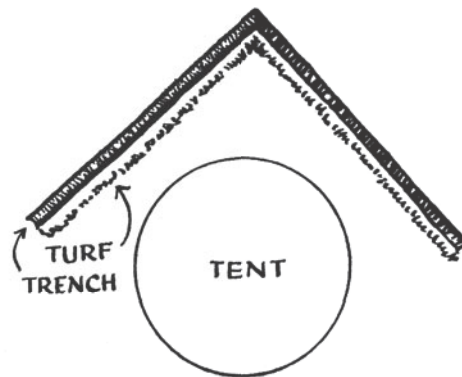


Fig. 18

If at the end of camp the sods are carefully put back, the trench can be filled in without much mark being left, but if the trench is round the tent, the chances are that by the end of camp the sods will be in quite an unrecognizable condition.

Striking, Packing and After-care.

The opportunity may be taken during camp to go over the tents and do any further small repairs that are necessary but which were not previously noticed or which may be the result of wear during the camp. It is a useful thing to take to camp some material, some thin twine, and a few needles, in case any patching is required. Any break or tear should be mended immediately before it gets worse. Alternate

Standing Camps

long and short stitches are the best; they are not so likely to cause the material to tear away again.

One of the most important things is to make sure that the tents are thoroughly dry before they are packed. The day camp is being struck the walls of the tent should be looped up as early as possible in order that they may dry. Even if the night has been fine, the sod cloth which has been on the grass all night is sure to be damp, and if packed in this state it will make the rest of the tent damp.

When the tents are thoroughly dry, they should be taken down and packed as early as possible in order to avoid any risk of rain later in the day. If the day is wet, the tents may be left up so long as there remains any hope of the rain stopping and the tents drying. If it becomes necessary to pack them damp, they should be unpacked and hung up to dry immediately after the return home, otherwise they will spoil,

Before a tent is struck, each guy rope should be rolled up round its runner and a half-hitch made at each end of the runner to keep it from coming unrolled. One half-hitch is not enough; there must be one at each end (Fig. 19).



Fig. 19

If this is not done the guy ropes will probably get entangled. There will be a lot of trouble and confusion next time the tent is unpacked, and something may be torn.

The corner ropes can be left on their pegs whilst this is being done, so that the tent may not fall. These four ropes need not be rolled up. It is almost better not to do so, because they can then be more easily picked out when the tent is next pitched.

Standing Camps

As each guy rope is taken off, the peg should be pulled out. If this is not done, some of the pegs are sure to be overlooked and so lost. This means a shortage of pegs next time; also tent pegs left in the ground are dangerous, especially if the grass is at all long. Great care should be taken in the use of a mallet to loosen tent pegs, or the pegs will be broken. They can generally be pulled up without it, but if very firmly in the ground, a few very gentle taps at the back and front, not sideways, will generally make them sufficiently loose to pull out. A loop of rope slipped under the notch of the peg will be a help in pulling out a peg driven in too far, but it is not good for the guy ropes of the tent to be used in this way.

As each peg is pulled out it should be thrown into a dump and not left where it is on the ground, or some of them are sure to be lost. If there is mud on the pegs it should be scraped off; it is not worth while to carry home a large portion of the camp site. If the pegs are wet, and there is time, they may be laid out in the sun to dry. Damp pegs, put into the same bag, will make the tent damp. As a matter of fact there ought to be a separate small bag for the pegs. This smaller bag can be put into the larger bag with the tent, but if the pegs are put in loose with the tent they are bound to damage it to some extent.

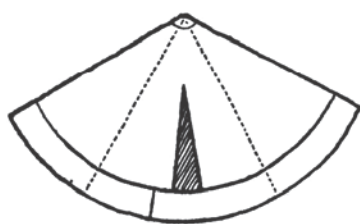


Fig. 20

Wall tents are simply folded up into the most convenient size for putting into the tent bag, but bell tents have to be done up in the following manner: Lay the tent out flat on the ground so that the entrance is upwards and in a central position.

The tent is now in the form of a rough triangle. Fold the two sides over until they almost meet over the entrance. This is shown in Fig. 20, in which the dotted lines indicate the lines of the first folding. Then fold each side once more almost to the centre. Finally, double one side right over the other along the central line. The tent is now a long narrow shape, its width being slightly less than the length of the

Standing Camps

tent bag. See that the ventilator irons are flat and are not going to get bent. Fold the top of the tent over for two or three feet and then start rolling from the upper end down to the walls.

The poles of all the tents can be fastened together in one bundle, provided each section is marked. It is a good plan to mark each tent with a number, a letter, or a patch of distinctive colour. The tent mark or colour should be put on each section of the poles belonging to that tent - for tent poles often vary in height - on the mallet, pegs, peg bag, and tent sack. A little paint does the job quite well and saves a good deal of subsequent sorting.

On returning home, tents should be stored in a dry place, but they should not be simply packed away and forgotten until just before they are required for the next camp. They should be taken out and overhauled at regular intervals throughout the winter. Finally, it may be mentioned that rats have been known to develop a taste for the more tender portions of tents; so that is a point which may have attention in storing the tents.

Once again it may be stated that tents are by far the most expensive part of camp equipment, and it is therefore well worth while to take great care of them.

(B) GROUND-SHEETS.

Scouts often do not realize the great importance of a really waterproof ground-sheet, and yet it is one of the most essential articles of camp equipment. However dry the ground may seem, there is always moisture that will rise from it, and a waterproof sheet underneath one is an absolute necessity. If the underneath side of a ground-sheet is examined in the morning it will always be found to be wet, and this cold dampness rising from the ground is far more dangerous than rain falling from above. The statement that a ground-sheet underneath one is more important than a tent above is perfectly true, whatever the weather may be. The Scout who sleeps without a

Standing Camps

really waterproof sheet under him will not go on camping for long. He will be lucky if he does not injure his health permanently or even find himself taking the chief part in a Scout funeral.

Old ground-sheets, nearly worn out, are worse than useless; they are thoroughly dangerous. However small Troop funds may be, good ground-sheets should be bought. They are a part of the equipment on which it is not wise to try and economize.

Generally speaking, rubber ground-sheets give more protection than those made of thick waterproof canvas, though they need more careful usage. A large tarpaulin that will cover the whole tent gives splendid protection and endless wear, but a large single sheet is a nuisance in camp. It is difficult to get out of the 'tent, and does not give opportunities for the Scouts to put out their kit in the way that separate ground-sheets do.

Rubber ground-sheets of the army pattern, 6 feet long by 3 feet wide, are in very general use and are thoroughly satisfactory if in good condition, but they require care in use and in storage. As in the case of most camp equipment, it is an economy in the long run to buy them new rather than second-hand. Groundsheets of this pattern are sometimes made in such a way that they can be used as capes as well, but for the purposes of Scout camps there does not seem to be great value in this; for if it is wet the combined article will be required for both purposes at the same time: to protect its owner from the rain and to keep his kit and bedding off the wet ground.

A little care will make a lot of difference in the life of a ground-sheet. They should not be walked on with heavy boots; they should not be left too long in blazing sunshine; nor packed away wet and dirty. For storage they should be rolled rather than folded. Oil and grease damage rubber, and if any is spilt on a rubber ground-sheet it should be wiped off at once.

Standing Camps

One last piece of advice may be given. Scouts should be warned not to let their ground-sheets project under the side of the tent, or rain may run down the tent and along the ground-sheet, so that the Scout may “wake up and find himself asleep in a small lake.”

(C) COOKING UTENSILS

For Troop cooking the large 3-gallon dixies (Fig. 21) are required. They are strong, serviceable articles. At least two will be necessary for a Troop of four patrols, and three are desirable: for instance, at breakfast one will be used for porridge, and for tea or coffee one will only just be sufficient, and two may be required. Again, one may be wanted for meat, another for vegetables, and perhaps the third for the second course. One or two smaller dixies of the kind recommended for patrol use will also be found very useful.



Fig. 21



Fig. 22

One disadvantage of the large dixies is that they are heavy for the smaller boys to lift, especially when full.

For patrol cooking, each patrol will want at least two small dixies, and three each will be found much more convenient. An excellent article of the paint-pot form with a lid (Fig. 22) can be obtained in tin in various sizes. The 10-pint size is the best. The round service mess tins, if obtainable, are excellent for this purpose; they are wonderfully strong and hold quite enough for a patrol. One point may be remembered, namely that things like stews, porridge and custard burn more easily in dixies of thin metal, and they should therefore be more frequently stirred.

Standing Camps

Dixies should be cleaned immediately after use. They must be dried thoroughly or they will rust, and once a dixie has rusted it is always more apt to do so again and is much more difficult to keep dean. Big dixies which are badly rusted but are otherwise in good condition may be worth re-tinning inside.

When being stored at the end of camp, they should be most carefully cleaned and dried, and it is a very good plan to grease the inside. It certainly necessitates their being thoroughly boiled before use next time, but that should be done in any case.

The same remarks apply also to frying pans, which should be good large ones, and indeed to all metal utensils.

(D) AXES

A hand-axe is quite sufficient for cutting what are known as “sticks,” that is timber, up to 6 inches in diameter. For anything larger than this a felling-axe is required, and as fairly big logs may be used, at any rate for the council fire, it is useful to have at least one felling-axe in camp; moreover, camp often furnishes an opportunity for instruction in axemanship. It is advisable for felling-axes to be kept by the Scoutmaster or an Assistant, and they should certainly only be used under proper supervision. A 3½ lb. head is the most useful weight for a felling-axe for a man, but for boys something lighter and about three quarters of the full size should be provided.

The central kitchen should be furnished with one or two hand-axes, but if there are Patrol kitchens, each should have one. These hand-axes should not be used promiscuously by anyone, but only by Patrol Leaders and cooks, unless special permission is given. If everyone is allowed to use an axe, the Scouts will be playing with them all day long; there is a big risk of accidents and a definite certainly of the axes being spoilt.

Standing Camps

Camp is a good opportunity for teaching Scouts to respect an axe and to use it carefully. They should be made to appreciate that it is a most useful but at the same time delicate and dangerous article. They should learn never to chop sticks except on a chopping block and to mask the axe in the block directly after use. The boy who leaves an axe lying about after use is a tenderfoot of the rawest description and should be treated as such.



Fig. 23

The best form of hand-axe is the miniature form of the Canadian felling-axe (Fig. 23).

Axes with spikes at the back, nail wrenches, and other fancy additions, should be avoided at all costs. There are a certain number of choppers about, at comparatively low prices. They are generally rather heavy and clumsy, but they will stand a lot of rough treatment, and can be used for chopping up firewood, if the better type of hand-axe seems too expensive.

In buying an axe it should be seen that the head is fixed on firmly and in proper alignment, that there are no flaws in the wood of the haft, and that the wedge is sound. Axes should be ground before camp, but there is no need for the kitchen axes to be excessively sharp. A small carborundum stone may be taken to touch up the edge from time to time.

The head should be wrapped up in old canvas or otherwise protected during transport, and should be greased for storage to keep it from rusting. The haft should be oiled occasionally to preserve the wood.

If a head gets at all loose, it may be improved by soaking in water for an hour so that the wood will swell; but this is generally only a

Standing Camps

temporary expedient. A new haft should be fitted as soon as possible; an axe with a loose head can be very dangerous.

(E) LATRINES.

A lot of lighting arrangements will not really be required in camp in the summer because it does not get dark until so late; but, especially if the camp is either early or late in the year, a light will be wanted in each tent, and may be required for any cooking, such as the brewing of cocoa, in the evening.

Although they may not give quite such a good light, candles have many advantages over oil lanterns. Oil is messy stuff, a nuisance to carry, and always apt to get into places where it is not wanted, - on rubber ground-sheets which it spoils, or in the food which it does not improve. Also with paraffin there is always the risk of the Tenderfoot being suddenly possessed of the idea of using it to encourage the fire. If oil must be taken to camp, the best way is to keep it in a petrol tin, which will neither leak nor get broken.

The best type of oil lantern is the Storm or Hurricane lantern. Candles are clean, and easy to obtain and to carry. With candles a lantern is not essential, though very useful if anyone wants to go out of the tent during the night. An electric torch in each tent, kept in a special place, will, however, solve the problem of an emergency light during the night.

Candlesticks can be improvised. B.-P. in Scouting for Boys shows three ways, and many others can be invented, but any form of broken bottle or cut tin should be avoided as being dangerous.

The Scoutmaster wants a good light in his tent, and, if possible, one that is easy to take with him if he goes outside to walk round the camp or to deal with any emergency. He will also find an electric torch very useful.

CHAPTER VII

CAMP ARRANGEMENTS

Throughout this chapter it should be remembered that whenever a hole is to be dug, a fire lighted, or anything done which would destroy the grass, the turf should be carefully cut out and removed. The sods should be piled up somewhere safely, moistened from time to time in dry weather, and replaced at the end of camp.

(A) LATRINES.

Sanitation in camp is a matter of primary importance. No trouble should be spared in seeing that the latrines are properly constructed and properly used. A suitable place for latrines is one of the chief things to be considered in planning the arrangement of the camp, and, the digging of latrines is the first thing to be done on arrival. They should be placed on the leeward side of the camp, but their distance away must depend on many different considerations, of which the nature of the ground is one. No fixed distance can really be laid down; what would be too far away in some cases might be much too near in others. They certainly should not be close against sleeping-tents nor anywhere near the kitchen and stores tent, but on the other hand their distance must not be such as to afford any discouragement to regular visits, nor to alarm the smaller boys at night; these are both very real possibilities. In any case the construction of latrines in accordance with hygienic principles and the care with which they are used are of infinitely greater importance than their actual distance from the camp. Latrines badly constructed and carelessly used are thoroughly dangerous, however far away, and they bear no comparison with good latrines, properly used, though very much nearer.

A spot should be chosen, if possible naturally screened from view; but it is well to remember that in digging close to a hedge or in a wood there may be a lot of trouble with roots. The job of digging

Standing Camps

latrines should be organized so that each digger takes a turn and then has a short rest; for digging in some soil is heavy work and is often, from the boys' point of view, very dull work. A pickaxe judiciously employed is generally a great help, but those interested in the performance of the Scout with the pickaxe should be persuaded to keep a safe distance away. The old plan of a big, deep, ditch with a long pole is thoroughly bad. It involves an enormous amount of unnecessary work of a very heavy nature, and such a latrine is nearly always insanitary.

The correct method is to have a few small trenches, 3 feet long, 1 foot wide, and 1 foot deep. They should not be more than 1 foot wide, but may if anything be an inch or two narrower. They are used by squatting with one foot on each side of the trench. They need not be more than 1 foot deep, and 9 or 10 inches will do. It has been proved that the deposit will disappear much more quickly at that depth than several feet down; also shallow trenches require so much less digging that there is less temptation to put off for a day or two the digging of new ones when it is getting necessary. In digging these trenches, care should be taken to keep the sides clean and square. No seats should be constructed. They are quite unnecessary for boys with this type of latrine, and they nearly always get fouled and become insanitary.

Before digging begins, the plan of each trench should be marked out, and the turf cut and removed. It can be piled up about 2 feet from the end of the trench. As the earth is taken out of the trench it should be broken up as small as possible and placed in a heap between the end of the trench and the pile of turf. No earth should be placed at either side of the trench, because it would be in the way when the trench was being used, and it would also get trodden hard and so become difficult to put back afterwards.

The number of trenches required will depend, of course, on the size of the camp. At the least, they should be in the proportion of one trench to every ten boys; this is the smallest possible proportion, and

Standing Camps

it is much better to have too many than too few. They should be arranged about 2 feet 6 inches to 3 feet apart so that new ones can be dug between the old ones when the latter are filled in. Directly a trench begins to get at all full it should be filled in with earth and the turf replaced.

Proper paper should be provided, and should be kept in a receptacle of some kind so that it will not blow about or be spoilt by rain. A receptacle of this kind can be made with a few stones or bricks, or a tin or large jam jar may be placed on its side. Anything with a loose lid is unsatisfactory; someone is sure to forget to replace the lid on the first wet day.

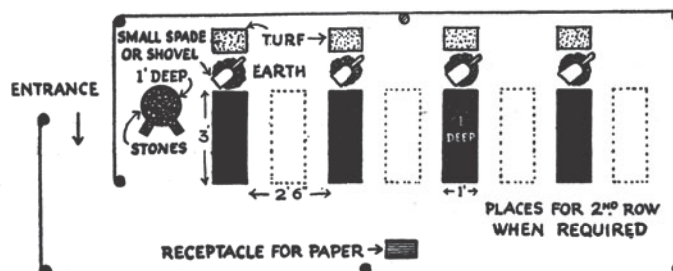


Fig.24

A small spade or shovel should be provided for each trench - even a flat piece of wood will do - so that a little of the loose earth can be thrown into the trench directly after use. A lot of earth is not required each time; for this only fills up the trench unnecessarily; but it should be sufficient to cover completely all traces of use. This is a matter of the greatest possible importance, and it should be impressed upon the Scouts from the earliest moment of their life in camp. No amount of disinfection is any use at all unless the deposits in the trenches are kept completely covered. This is indeed the only real method of disinfection, and, strictly speaking, no other form is necessary. Too many precautions cannot, however, be taken, and therefore some cheap disinfectant material, such as chloride of lime, may also be employed, so long as it is remembered that it is merely an additional precaution, by itself quite useless and indeed sometimes rather

Standing Camps

dangerous as tending to disguise an insanitary state of affairs. It is impossible to place too much emphasis on all this point; and Scouts should also be instructed in the importance of not fouling the edges of the trenches or the surrounding ground.

A wet latrine should also be provided; the ordinary trenches must not be used for this purpose. All that is required is a circular hole about 18 inches deep, the bottom being lined with stones. Two or three short channels should be dug sloping to the pit, quite shallow and filled with stones. They should not be so close together where they run into the pit as to make it difficult to stand right at the edge. If the main latrines are some distance away it may be desirable to construct another of this type nearer the camp.

The whole place should be well screened. A length of canvas or Hessian, about 5 feet wide and 12 to 18 yards long - the necessary length can be easily calculated if a rough plan is drawn - with seven or eight poles, some cord, and about a dozen tent pegs will make an excellent screen. The canvas can be tacked on to the poles or, much better, fastened on by means of tapes sewn on to it and reinforced. If tapes are used the canvas can often be fastened on to small trees as well as to the poles. A few extra tapes are useful, especially along the bottom edge, so that the screen can be anchored down to logs to keep




Fig. 25

it from blowing inwards too much in windy weather. Some sort of screen should be contrived between each trench, so that each boy may have as much privacy as possible; this should not be neglected on any account. A piece of canvas, 3 to 4 feet square, with a wide hem at each end so that it can be slipped over two stakes driven in the ground, makes a good screen for the purpose (Fig. 25).

Standing Camps

Screening can also be made by weaving brushwood round upright stakes, though this takes some time; or mats can be woven on a camp loom.

On page 77 it is suggested that it is a good plan for the washing-place to be situated between the latrines and the camp itself. If this should not prove possible, it may be thought desirable to keep a bowl, with some water and a towel, just inside the latrine enclosure; but if that is done, they should not be kept there just for show.

If the wet latrine is some distance from any of the tents, a bucket for use at night may be placed a short distance from each tent directly after camp fire. They must be removed and emptied immediately after the rouse. They must be kept clean, and stored in a corner of the latrine enclosure during the day. These buckets must be very distinctly marked, or, preferably, should be of an unusual design, so that there may be no danger of their being used for any other purpose whatever. They must be thoroughly cleansed at the end of the camp. Some Troops always use night buckets, though it is generally possible to avoid the necessity by constructing a wet latrine near enough to the tents. If they are used, it should be only subject to the utmost precaution.

Latrines require constant and regular inspection. Three times a day is not too often, and the Scoutmaster should regard it as one of the most responsible duties of the camp. He may, of course, delegate it to an Assistant, but it should not be left entirely to Patrol Leaders, and in any case by delegation of the duty the Scoutmaster cannot avoid responsibility if anything should be wrong.

Each trench should be properly filled in as soon as necessary, and at the end of the camp practically the last job will be to fill in those that are still in use. They may first be disinfected. Then the remaining earth should be shovelled back into the trench and pressed down, finally being banked up well above the level of the surrounding ground. (Fig. 26).

Standing Camps

If a trench is only filled in level with the ground it will gradually sink down below it, thus leaving a depression (Fig. 26a).



Fig. 26



Fig. 26a

After this has been done the turf should be carefully replaced on top. If this is all properly done, it ought to be impossible in a short time to see where the latrines have been. If there is any chance of other Troops camping on the same site that year, it is a good plan to mark the position of filled-in latrines by arranging a few medium-sized stones in the form of the letter "L" just on the surface of the ground; that will prevent the next Troop from digging in the same place, as they might quite likely do, if it was well chosen. By the next camping season it would not matter, provided the previous latrines were properly constructed.

(B) REFUSE PITS AND THE DISPOSAL OF REFUSE

Camp is a great opportunity for the teaching of tidiness and cleanliness. Moreover, a camp in which they are not the rule soon ceases to be a pleasant or healthy place. Dirty camps, and unfortunately there have been some at times, are not merely unhealthy and a bad training for the Scouts, but they are also an annoyance to the owner of the land and a very bad advertisement for the Scout Movement. Proper provision should be made for the disposal of refuse immediately on arrival in camp. The refuse pits share with the latrines the honour of first attention.

The rule should be to burn everything that can be burnt, and to bury everything else, but liquid refuse requires a special form of treatment. In some camps one has seen a large untidy hole in the ground, full of tin cans, bottles, food, and a semi-liquid mass of filth which lies exposed from the beginning of the camp until the end. Over it buzzes a swarm of flies. These vary the monotony of

Standing Camps

existence by periodical visits to the stores tent, and then people wonder why there is illness in camp. A fly never washes its feet, but it may wipe them, using the food of the camp as its door-mat. So it is advisable not to give the fly any opportunity for a pleasant existence; the camp should be made a perfect Sahara from its point of view. Then It will probably go away and find one more to its liking; but it is quite certain that it will come back again very quickly, bringing all its friends and relations, if given the slightest encouragement.

The greater part of the camp refuse will come from the kitchen, so it is advisable to place the refuse pits fairly near. They should not be right against the kitchen, but if they are too far away it means a long journey each time there is anything to be thrown away. Generally speaking, about 10 or 12 feet is a suitable distance, but this must depend on local circumstances. They should be on the leeward side of the kitchen.




Fig. 27

Before digging, the turf should be removed and stacked at one side. A hole about 1 foot or 18 inches square is quite big enough, and it does not want to be more than 2 feet deep. The sides should be clean and square, and the excavated earth should be broken up small and put in a heap at one side. A spade or shovel - something can be improvised if necessary - should be kept by the heap of earth so that a light covering of earth can be sprinkled over everything that is put

Standing Camps

in; nothing should remain exposed. When the cooking fireplace is cleared out from time to time some of the ashes can be put into this refuse pit. If they are still hot and the pit burns merrily, so much the better. Fire is the best possible disinfectant, but care should be taken that the fire does not spread through sparks setting light to the surrounding grass.

This pit is for solid refuse which will not burn, and no liquid should be put into it. Another similar pit should be dug for this near by. Over the top of it should be placed some brushwood, and over that a fair quantity of grass or leaves. Liquid refuse is poured into the pit through the covering which will catch all the grease that would otherwise remain on the ground after the water had soaked in. This arrangement is known as a "grease trap". It is shown in Fig. 27. The cover should be renewed whenever necessary and the old one burnt.

A very great proportion of the camp refuse can, however, be burnt, and it is a good thing, to construct a simple incinerator for this purpose. This will save filling up the refuse pit unnecessarily, and so help to reduce the amount of digging.



Fig. 28

An incinerator can be made quite easily with a few bricks or large stones and two or three iron bars, and it will provide endless amusement for the smaller boys. Needless to say, it should be well away from camp and on the leeward side. A simple form is shown in Fig. 28.

Standing Camps

Tins take up much less room if beaten flat; they should first of all be burnt, so as to destroy all particles of food. Jars and bottles should not be broken up. As a matter of fact they are often very useful in the stores tent after they have been cleaned. If not wanted, they should be buried unbroken. Broken china or glass is dangerous, and even if buried may be a nuisance to other people digging in the same place in days to come. It may also be remembered that it will not burn and may be dangerous amongst the ashes of the fire.

If there is a farm anywhere near, there may be pigs that will enjoy many things that Scouts do not care to eat or drink. The farmer will probably lend a bucket and explain what can be put into it, but a cover for the bucket is desirable or it will be a great attraction for flies. The keeping of a pig bucket will save the refuse pits, and in a small way it is a good turn to the farmer and to the pigs.

All refuse pits should be inspected regularly and disinfected, but, with regard to the latter.

When finished with, they should be filled in with earth well above the level of the ground and the turf should be replaced.

The proper disposal of refuse being a matter of such importance, Scouts should be trained to be particularly careful in this respect. It may be pointed out to them that if nothing is ever dropped on the ground there will never be anything to be picked up, whether it be food or paper or anything else. It is an excellent rule to make every Scout responsible for picking up anything of this kind near him. The question as to whether he dropped it or not does not come into the matter at all; the only thing to be considered is that there is some refuse on the ground and that he is the nearest to it, unless, of course, the culprit is caught in the act.

With a little perseverance and determination on the part of the Scoutmaster and Patrol Leaders it is possible to keep a camp spotlessly clean, and the dropping of paper or other rubbish soon

Standing Camps

comes to be regarded as only worthy of the tenderfoot, and that, moreover, a habit which he will be wise to relinquish at once.

In theory it should be quite unnecessary, but in actual practice it may be very desirable to extend a line of Scouts and rake slowly through the whole camp once or twice a day, collecting all scraps of paper and other rubbish.

If Scouts are to be taught habits of tidiness and cleanliness it is only reasonable that they should be given assistance, and it is desirable, therefore, to have hung up in each tent a small bag into which dry rubbish can be put. Such a bag can be made in a few minutes out of an old piece of canvas or sacking. A boy cannot be expected to go to the incinerator or refuse pit every time he wants to throw away a small piece of paper, but if a sack is provided he has no excuse for dropping it on the ground. These bags should be emptied every day before inspection and at other times when necessary.

A small box or tub at the foot of the tent pole will do, but someone is sure to knock it over and the wind may blow paper out of it. Quite the most useless arrangement of the kind, which one occasionally sees in camp, is a circle of tent pegs driven into the ground just outside the tent. Nothing ever stays inside it.

The practice of half filling empty jam jars with water and putting them out as wasp traps should be discouraged. Its only effect is to increase the number of wasps in the camp. Hundreds may be caught and killed, but they will only be a very small proportion of the numbers that will be attracted by the trap. It is impossible to catch and kill every wasp for miles round, and it is therefore absurd to give them a standing invitation to the camp. The one and only way to keep a camp free from wasps is to see that all food is kept covered, particularly jam, and that all refuse is immediately burnt or buried.

(C) THE WASHING PLACE.

A definite washing-place should be appointed, and Scouts should not be allowed to take a bucket and wash anywhere in camp. The place appointed should be as near the water as possible, and the water need not necessarily be suitable for drinking purposes, provided it is not dirty or unhealthy.

Screening is not always necessary, though often very useful. It can be constructed in the same way as latrine screening.

The exact nature of the washing arrangements will depend to some extent on whether there is satisfactory bathing near at hand. If there is no bathing, it is desirable in a camp of any duration to rig up one or two separate compartments in which the Scouts can have some sort of a bath, and if there is a water-tap available, a piece of hosepipe will provide a primitive but effective form of shower-bath.

The washing-place should be furnished with a number of fair-sized bowls. Two or three are required for each patrol, so that no boy has to wait too long for his turn. Stands for the bowls can be improvised, but they are not really necessary and are apt to get knocked over, or, unless very carefully constructed, to collapse at a critical moment. It is useful if the washing place can be situated near some overhead shelter: for example there may be a cart shed or some similar erection which can be used in case of wet weather. Washing in pouring rain presents difficulties in the matter of getting dry, and even more so in keeping clothes and towels dry. Failing such permanent shelter, it may be possible in the case of continuous bad weather to improvise some form of shelter. Some arrangement should be contrived for keeping clothes off the wet grass in the early morning. A rope stretched between two trees or stakes does as well as anything.

A large grease trap should be constructed. If soapy water is continually thrown on the ground, a film of grease will gradually

Standing Camps

accumulate, which is not only messy and unpleasant, but will also attract flies. If necessary, a small channel can be dug to carry off the water from the grease-trap pit to another larger pit or a convenient ditch.

The washing-place should be kept clean and tidy, and requires regular inspection. Dirty water should never be left in the basins, which should be turned upside down after use, and soap and towels should not be left lying about.

If more convenient, each Patrol may have its own washing-place, but this will depend on the facilities for obtaining water. It is a good plan, if circumstances permit, to have the washing-place situated between the latrines and the camp.

(D) THE KITCHEN (INCLUDING FIRES).

The kitchen is in many respects the real centre of the camp, and the general layout of the rest of the camp will often be determined by its position. It should be reasonably near the water supply, and it should certainly be on the leeward side of the camp. The smell of dinner cooking may be very pleasant, but smoke blowing across the camp and into the tents all day is a nuisance.

If the weather is hot, there ought to be some shade near by for the cooks. Again, a bleak and exposed spot should not be chosen in case the weather is cold. A boy cooking over a hot fire with a cold wind blowing on his back may get a serious chill.

The kitchen should be railed off with rope and some stakes. Failing rope, long pieces of willow or something similar can be used, or grass can be twisted into rope, though this will not stand any great strain. A fair-sized piece of ground should be enclosed in this way so that the cooks may have plenty of room. It is important to have a strict rule that no one is allowed inside the kitchen unless on duty; nothing is more annoying for the cooks or more likely to lead to

Standing Camps

failure of the meal than a crowd of small boys clustered round the cooking fire.

A special place should be arranged in the kitchen for cooking-pots and pans. When not actually being used they should always be kept in this place, and it is very important that they should be thoroughly cleaned and dried immediately after use.

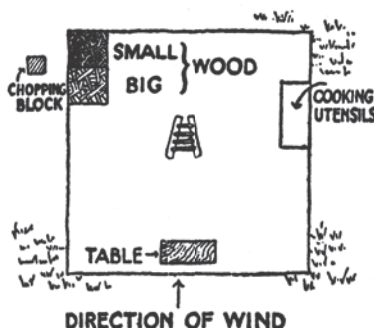


Fig. 29

Some sort of shelter may be contrived out of an old ground sheet or some pieces of wood so as to keep them dry in wet weather.

Places should also be marked out for firewood, one for small wood and the other for bigger stuff. It is again useful to have a shelter for this in case it is wet; if not, a supply of wood should be put in the stores tent or somewhere else dry, every night, for use next morning.

A place should be arranged for chopping-up wood, otherwise there will be wood chips all over the camp. A good big chopping block should be kept in this place, and the axe should be struck into it whenever not actually in use.

It is generally better to have this well outside the kitchen, so that none of the cooks may be chopped by accident. People using an axe anywhere inside or even close to the kitchen enclosure are a nuisance and a danger. The axe should be kept under cover in wet weather and at night.

Standing Camps

A camp broom should be made for sweeping up the chips of wood.

A table is very useful in the kitchen. A strong trestle table is excellent, but quite an effective table can be constructed as described on page 115. Some Troops possess trek-carts which take to pieces and turn into a table and forms which are quite good.

A rope stretched between two stakes will provide a place to hang kitchen cloths, etc., or these can be hung on the fence round the kitchen. Racks for kitchen plates, mugs and other implements can be constructed.

In order to prevent thirsty Scouts continually going to the main water supply, a bucket of water may be kept just at the edge of the kitchen. A special dipper should be kept in this bucket so that Scouts can fill their mugs without dipping them in the water and making it dirty. A better plan is to keep a large enamel jug for this purpose, if any are taken to camp. It is the duty of the cooks to see that it is kept full, and it is generally better to have a rule that Scouts are not to go indiscriminately to the main water supply. Buckets used for drinking water should have some distinctive mark, so that there is no danger of their being used at any time for any other purpose.

Fireplaces. Before the fireplace is constructed the turf should be removed from the whole of the space likely to be touched by the fire. In really wet weather it may be a good thing to erect some sort of shelter, as described on page 97, over the fireplace, but well up above it. As with all fires, care must be taken to see that the cooking lire does not spread, particularly in dry weather. There is great danger in any case in places where there is heather or peat, and in the latter case it is necessary to cut down until ordinary soil is reached.

There are innumerable types of fireplaces, and almost everyone has his own pet fancy. Complicated and fantastic contrivances do not generally stand the test of use; something strong and simple is nearly

Standing Camps

always more serviceable if much cooking is to be done for some length of time. The essentials are:-

1. A good draught to keep the fire going; and, if possible, means of varying the amount of draught.
2. As little wastage of heat as possible.
3. Ease in adding fresh fuel.
4. Stability of cooking utensils.

These requisites can be obtained very simply so far as boiling and frying are concerned. Roasting requires rather more management, but it is comparatively simple and might be employed more frequently than it is in Scout camps. There are many Troops that can produce roast joints and cakes quite as good as any cooked in an ordinary indoor kitchen oven. A form of fireplace often found in Scout camps is of the trench variety. This has its advantages. A trench retains the heat and saves fuel, and it is one of the coolest fireplaces for cooking in hot weather. On the other hand it has serious disadvantages. The sides soon crumble in unless they are lined with bricks, stones, or logs. The trench gets full of ashes which are difficult to clear out, and, unless the bottom is lined, the fire gradually eats its way deeper and deeper into the ground. It is often difficult to get a good draught unless there is a strong wind or a big chimney is constructed, and in any case the wind may change and the direction of the trench becomes entirely wrong. In wet weather, water will collect in the bottom of the trench, though a good lining of stones will, to a great extent, prevent this.




Fig. 30

Most of these advantages can be secured and the disadvantages avoided by building up the fireplace on the top of the ground after removing the turf. Bricks, stones, or green logs, are arranged as

Standing Camps

shown in Fig. 30, the wider end facing the wind. If logs are used, they should be green, so that they will not burn through too quickly, and they should be roughly squared so that they will not roll, and pots and pans can be stood on them more safely. A fireplace of this kind is known as a "Hunter's Fire."

It must be remembered that pots stood across the narrower end will get more heat than those across the wider end, because the wind will drive the heat and flames against them. It may, therefore, be necessary to change them over during the course of the cooking. If there is a very strong wind, the smaller end can be blocked up so as to keep in the heat. If the wind changes altogether, the fireplace can fairly easily be turned round.

A few iron bars to place across the fireplace enable the sides to be put rather wider apart, thus giving a bigger fire and more draught. The arrangement is rather safer if the bars are made to fit together and form a grid, though it is often possible to find a few pieces of iron lying about which will do quite well. The inclusion of a proper grid amongst the equipment is, however, very well worth the slight extra weight it entails.

A fireplace of this kind satisfies all the necessary conditions, and a large amount of cooking can be carried out on it. It is the regular standard fireplace for all ordinary use.




Fig. 31

Standing Camps

Another good form of fireplace is the "Reflector" type. It is shown in Fig. 31. It is often used for keeping a tent or shelter warm, but is equally good for cooking purposes. It is built facing the wind, so that the heat and flames are blown against the back and reflected forwards again. The logs must be green. Those forming the back should, of course, be arranged so that the biggest is at the bottom and the smallest on top.

If stones are plentiful - not flints, which sometimes explode - they can be used for the back instead of logs, and a semicircular wall can be built up as a background to the fire. This again will reflect a great deal of heat.

In the absence of any bars it may be necessary to arrange some method of supporting cooking pots. If placed directly on the fire, they fall over and also tend to deaden the fire and make it more difficult to keep it going. A tripod is not very good; it has to be fairly large, or the fire gets at it and in time burns through the legs, and in any case it will only support one dixie at a time.




Fig. 32a

Fig. 32b

A much better plan is to drive in two stout green stakes at each side of the fire, but not too close to it, with a strong green crossbar well above the fire. This arrangement is, however, worse than useless unless it is thoroughly strong.

It is known by the name of "Chipla-Kwagan." It is shown in Fig. 32a in connection with the "Hunter's Fire" previously described. Pot-

Standing Camps

hooks of various sizes can be made as shown on page 110, so that the height of dixies above the tire can be varied.




Fig. 33

Another form of support is shown in Fig. 33. This is known as a "crane." It has to be made even more strongly than the Chipla-Kwagan, and is perhaps more liable to accidents. When it is desired to move the dixies from the fire, the butt of the bar is moved from the one anchorage to the other. Green wood of considerable size is necessary.




Fig. 34

Roasting can be carried out in front of a reflector, as shown in Fig. 34, or by means of a tin reflector, made out of a biscuit tin, let into the ground, as shown in Fig. 35.

Both these ways take some time to cook a joint of any size, and require a lot of attention, both to keep up the lire and to see that the meat keeps twisting round. Any sort of automatic contrivance designed to keep the joint turning invariably fails to work.




Fig. 35



Fig. 36

Dampers and small cakes can be baked very easily, if made fairly thin, by placing them on a frying-pan, a piece of tin, or even a slab of wood, tilted up in front of the fire, as in Fig. 36. They must be turned over as soon as one side is brown.

Another way is to wrap them in sycamore leaves and place them among the embers.

An excellent way of roasting meat or baking cakes, etc., for a small number is a biscuit-tin oven. The tin is placed on its side, the lid forming the door, to which a wooden knob is fixed as a handle. The tin is either supported on bricks, or a small trench is dug underneath it for the fire, and the whole tin is surrounded by a covering built up of any available material, bricks, pieces of iron, or clay, but arranged so that there is a space all round the tin between it and the outer wall, except on the door side. The outer wall must be made as airtight as possible with clay or earth, and a chimney constructed, either out of a piece of tin or with clay or earth. A hole can sometimes be cut in a bank for the purpose, especially if the soil is at all of a clayey nature, but in any case a few iron bars or something similar will be wanted to support the roof (Fig. 37).




Fig. 37

A much simpler and very effective way of roasting or boiling is by means of a roasting-bowl (Fig. 38). All that is required is a strong iron bowl. Tin will not stand the heat, and enamel is ruined at once.




Fig. 38

The method is as follows. A flat patch of ground is necessary, the harder the better; in fact a track or pathway is better than ordinary soil. On the ground, a large bonfire is lighted and kept going for quite half an hour. The embers are then raked away, leaving a circular space in the middle. On this hot ground the meat is placed in a small tin bowl, a dixie lid, or even a large plate. The iron bowl is then inverted over it, care being taken to see that the edges of the bowl meet the ground all round. The embers are raked back round but not on top of the bowl, and a good fire made up for about five minutes; after that a moderate fire only is required, but it must be kept going equally all round the bowl. At about half-time the fire is raked away, the bowl raised at one side, and the joint basted. Very great care is essential in lifting and replacing the bowl, otherwise a cloud of ash

Standing Camps

arises and settles on the meat. A small dixie of boiling water placed on top of the inverted bowl will continue to boil, and a second vegetable can be cooked in this, whilst the potatoes are baked with the meat. When the meat is cooked, the bowl is turned right way up and filled with water, and the fire is raked back round it. Thus the washing-up water is heated by the time the meal is eaten.

Roasting can also be done in an old dixie which is past ordinary use. The meat is simply placed on a baking-tin inside the dixie, which is then put on the fire. The dixie must, of course, have a lid.

With a little ingenuity various ways of roasting quite large joints can be improvised. One Troop found an old broken dustbin; this was thoroughly cleaned and turned into an oven. A large saucer-like hole was dug in the ground and a big fire lighted in it. When the fire had died down, the dustbin was placed on its side in the hole, the meat placed in it in baking-tins, and the fire kept going all round it. The result was thoroughly satisfactory.

Another thoroughly practical way of cooking is by means of the Maori oven. A fair-sized hole is dug in the ground, and the sides and bottom are lined with stones. Then a large fire is lighted in it and kept going for at least half an hour and preferably a good deal longer. The ashes are then removed; this is the most troublesome part of the business, and wants doing fairly quickly so that the oven does not cool down too soon. Unless the stones have been arranged very carefully they always fall in at this moment. A layer of wet grass or wet leaves (sycamore or lime are the best; oak must not be used) is placed at the bottom. On the layer are placed the meat, vegetables, etc., and then a second layer of leaves or grass is added. A piece of damp canvas is laid over this layer, and on top of this some of the earth and the turf. The canvas is important; otherwise it is rather difficult to remove the earth. All these things should be ready to hand, so that the oven does not cool down. The only drawback to this method is that it takes many hours; six is generally the time stated, but it really wants almost longer. Food put to cook this way early in

Standing Camps

the morning will be ready for an evening meal, and it is a good method to use occasionally when a whole day is wanted for Scouting.

Another method of cooking food and keeping it hot for a long time is the hay-box. A fair-sized box is required with a good lid, both preferably lined with brown paper. The box is filled with hay, jammed in tightly, but with a space in the centre into which the billy or dixie will fit closely. The billy is put into this *whilst still on the boil*, care being taken to see that there are no sparks on the bottom and that the lid fits tightly. A good layer of hay is rammed in on top and the lid of the box is closed and made fast. There should be quite 6 inches thickness of hay all round the billy. This method is not nearly as much used as it might be. It is excellent for things like porridge or stews, but they will sometimes want a little reheating. It is a particularly good method of dealing with porridge, which in this way cooks itself during the night.

Finally, reference may be made to the “altar fire”, that is to say, a cooking fire laid on an erection like an altar about 2½ feet in height.

The altar can be built of stones, bricks, or large logs, or of an outer shell of any of these filled with rammed earth. It is sometimes suggested that turf might be used, but this is not generally possible or desirable; any turf lifted from the site ought to be replaced at the end of the camp, and if used for an altar fire it is almost certain to be spoilt.

Whatever is used there must obviously be a layer of non-combustible material on top, on which the fire can be laid. Stones - other than flint - or bricks are satisfactory for the purpose, but must be firmly bedded do . Even large green logs will do, but they burn away in time; this can be prevented by covering them with a layer of clay or beaten earth, though both of these may give trouble in wet or even very dry weather. The best top is a large sheet of metal, if available. If strong enough, it may be supported round three sides only, leaving

Standing Camps

underneath it a space about 8 inches deep and open on one side. This provides a useful place for heating plates, keeping things warm, or even, if well constructed and there is a good fire on top, for some kinds of cooking.

However an altar fire is made, it must be strong and solid; any weakness or unsteadiness may lead to serious disaster.

Any table-like erection made by driving four stakes into the ground is very likely to be dangerous, and in addition may have the disadvantage that much of the heat of the fire may be lost downwards.

In every case it is advisable to make an edging round the top to prevent any of the fire falling or getting pushed off.

Generally the only type of fireplace that can be used with an altar fire is the "Hunter's Fire" as shown in Fig. 29.

Altar fires are interesting and amusing; the idea appeals to Scouts and gives opportunities for resource and ingenuity, and they save a great deal of stooping. But they have serious disadvantages:-

- (a) Unless strong and well made, or in a high wind, they may be dangerous.
- (b) They do not generally give room for much cooking or for doing several things at once.
- (c) A boy may quite likely strain or scald himself in lifting off a heavy cooking-pot.

Thus, although an altar fire may be an interesting occasional method for use, subject to precautions, by the older Scouts, it is not recommended for any lengthy or extensive cooking operations, and certainly not for the smaller boys.

Standing Camps

Fires and Timber.

Before the fire is lighted a good supply of wood should have been collected. What often happens is that a Scout collects a little wood, lights his fire, and then has to go off and collect more wood. Whilst he is doing this the fire goes out.

The great secret of fire-lighting is to take a lot of trouble over the preparations, to have plenty of the right materials, and to build the fire very carefully. First there is wanted a good quantity of very small twigs, perfectly dry and not much thicker than a match. Birch bark is the best thing for starting a fire, but it is not always obtainable. Dead twigs of elder, holly, birch, pine, fir, larch, or thorn, are excellent, but almost anything will do if it is really dry and quite small. Bits of ivy, dried orange-peel, or frayed-out rope, are very good.

A tiny pyramid of the twigs must be built up; if it is found easier, a slightly stronger stick can first be struck into the ground to help support the others. The pyramid is lighted on the windward side. Then other small twigs are added to the flames until slightly larger sticks can be put on. All these must be placed on end so that the flames can run up them and the air is not kept from the fire.

Larger and still larger sticks can be added until by the time the fire begins to lose the pyramid form some quite fair-sized wood will be well alight.

It is essential to start very small, and to have plenty of wood of different sizes ready. Even after the fire is burning, fresh wood must be put on carefully so that the air is not kept from the fire and so that the flames have something on which to feed.

In the wettest weather dead branches remaining on trees will be dry except for the bark, which can be taken off. If nothing else can be found, dry wood can be obtained for starting a fire by splitting a big-gish log and cutting splinters out of the middle.

Standing Camps

Another method of starting a fire is by means of fire sticks. A piece of stick is shaved all round in much the same way as a pencil is sharpened, but the shavings are allowed to remain attached to it. Three or] four of these sticks are arranged in pyramid form round another stuck in the ground, small sticks are added and a match applied to the shavings (Fig. 39).

If the ground is very wet, it will help if something dry is put down on which to start the fire. A piece of iron will do, or, better still, a flat piece of wood. In really bad weather, if difficulty is experienced, the fire may be started on a piece of metal, or even in a frying-pan, under cover, and afterwards transferred to the fireplace.

For boiling water, a quick, fierce, flame is wanted; for frying, a bed of embers not too fierce; whilst for lengthy cooking operations, a good steady lire is required. Generally speaking, the woods recommended for kindling are not suitable for the last purpose, but they can be used for boiling water, though they burn through rather rapidly, particularly elder, and require constant renewal. Mixed with some of the harder woods, they make good embers for frying.



Fig. 39

Damp wood and most green woods will cause a log of smoke; they can be burnt on a good fire, but are fatal in the early stages.

A bonfire is never required for cooking; it only burns things, including the cooks. The lire should never be larger than is necessary for the work it has to do.

Standing Camps

Most English woods have their uses for cooking-fires. The following table gives some of their characteristics:-

Elder. Excellent for kindling, but burns too quickly to have much other use.

Holly. Seldom available in any quantity. Small twigs useful for kindling, and bigger pieces, even if green, for embers.

Pine, Fir. Small twigs good for kindling. Burn rapidly and brightly, but shoot out sparks. The cones are excellent for kindling, and make magnificent embers for frying.

Thorn. Good for all purposes, but hard to cut.

Birch. Bark best possible kindling, but twigs are good. Burns rapidly and brightly.

Ash, Beech. Both good for most purposes. Even if green will burn well except in early stages of fire.

Oak. Makes a good steady fire and lasts well.

Hornbeam. Very good for most purposes, but extremely hard to cut.

Lime, Sycamore, Chestnut. Burn steadily and give good heat if thoroughly dry.

Poplar. Will not burn well unless well seasoned.

Elm. Must be thoroughly dry, but does not burn well, and is difficult to light.

(E) THE STORES TENT (AND LARDERS)

This should be placed fairly near the kitchen, but so that the smoke will not blow into it. It should be in a place where it will have shade from the hot afternoon sun, but it should not be right under a tree because of the drip in wet weather.

A large tent is not required, but it should be big enough to permit things to be arranged inside and for anyone to get inside without rubbing against the sides. It should be one of which the entrance will fasten securely at night, so as to frustrate prowling animals. If the camp lasts for any length of time it is a good thing to move the stores tent every few days to make sure that no food is getting on the

Standing Camps

ground. A Patrol Leader or senior Scout should be in charge of the stores tent, and no one should be allowed to enter without his permission. Inside the tent there should be the utmost care and method, and extreme cleanliness. It is impossible to be too particular about the way the stores are kept, and the state of the stores tent is one quite certain way of telling if a camp is a bad one.

Waterproof sheets or boards should be spread on the ground. This will keep the stores dry, and will prevent any pieces of food getting on the ground. The local grocer will very probably lend one or two wooden boxes, which will prove useful in keeping stores. A few fair-sized tins or empty jam pots are also useful for such things as sugar, salt, and flour.

A big basin should be taken for butter. If this is kept in paper it soon gets into a very messy state. Several large bowls are also worth taking, for cutting up and serving bread and butter. There should also be a special receptacle for milk, with a lid. It must be scalded out with boiling water every time it is used.

All food should be covered, so as to keep off dirt and flies. For this purpose a good supply of butter muslin should be taken. It is fairly cheap and soon repays its cost. Particular care should be taken in covering up meat and jam.

Meat should be wrapped in one covering of wet muslin and then in an outer covering of dry muslin. This will keep it fresh and prevent any flies getting at it.

Fish also requires very careful attention; it goes bad very quickly. It should be washed and dried, and after salt has been rubbed round the head, the fish should be hung up by the head, wrapped in a covering of muslin wetted with vinegar, with an outer wrapping of dry muslin.

If cooking is done by Patrols, each patrol will want some sort of food shelter or a larder. At the same time, since there will almost certainly

Standing Camps

be central catering, a central stores tent is still necessary. The Patrols will only keep supplies for a day, whilst the bulk of the stores will be kept in the central stores tent.

A hanging larder has two or three great advantages, and it may be well worth while to have one in connection with the stores tent. It is often possible to hang a larder in a much cooler place than a tent can be put. The food can be raised up well above the ground so that it is safe from animals, whether they be foxes, dogs, or field-mice. Also it is said that blowflies never rise more than 20 feet above the surface of the ground, so that, if by any chance the larder is not quite fly-proof, it may not be so serious if it is hauled high up to a projecting branch.

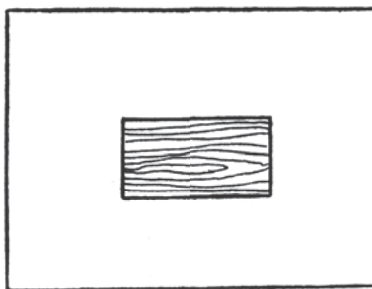


Fig. 40

They can be very simply constructed out of butter muslin and some pieces of board. It is better to use the butter muslin doubled, though even a single thickness is fairly effective in keeping out insects.

A good pattern is shown in Figs. 44) and 41. Fig. 40 shows the muslin laid out flat and a board, which will be the bottom

of the larder, placed on it. Then the ends of the muslin are fastened up and tied to a cord which runs right through from A to B (Fig. 41), where it is tied on to two branches or small trees. The loose edges of the muslin overlap and lie right over the string (C C C) between the two knotted ends, but when moved down off the string they leave an opening through which the food can be taken in and out. A ground

Standing Camps

sheet or something else waterproof can be rigged up over the whole thing.



Fig. 41

Another simple pattern can be made by sewing up some muslin into the form of a cylinder closed at one end. A plate or piece of board is placed in the closed end, and the other end tied up with a cord, which is then attached to a branch. This is shown in Fig. 42.

Whatever arrangements are made for keeping food in camp, one thing should never be permitted in any circumstances whatever, and that is the keeping of food in a tent or shelter in which any person is sleeping. It is a most unhealthy and unpleasant practice.



Fig. 42

(F) THE DINING ROOM & WASHING-UP ARRANGEMENTS.


(a) *The Dining-room.*

Each Patrol ought to have its own special place for eating meals, and food should not be eaten anywhere else. The taking of food into tents is a dirty and insanitary practice and should not be permitted in any circumstances.

If there is a central kitchen, the Patrol dining-rooms should be grouped together on its windward side but fairly near it, so that the cooks will not have too far to carry the food. If each patrol has its own kitchen, the Patrol dining-room will obviously be near that.

Standing Camps

In a camp of any duration every effort should be made to provide tables and seats for meals. They give much greater comfort, tend to prevent bad manners and unpleasant habits, and help to keep the ground clean. Tables can often be hired or even borrowed locally, or they can be constructed as described on page 115. A strip of white American or plastic cloth makes an excellent tablecloth, and can be easily wiped over after every meal. Failing this, clean newspapers can be used. A tablecloth of some kind is desirable; it emphasizes the fact that food or drink should not be spilt, and that Scouts in camp should behave decently at meals. If a tablecloth of some description is not used, the table top must be thoroughly cleaned after every meal.



It is a very good thing to rig up an awning over each table in case of bad weather. All that is necessary is a rectangle of cheap material, about 8 feet long by 6 feet wide, with a few tapes sown on; if the material is waterproofed so much the better. If nothing else is available, a couple of old ground-sheets can be laced together at one side and used. An awning of this kind will stand any amount of wind and rough weather, much more indeed than would ever be expected. It removes any temptation to go into tents for meals on a wet day or in case of a sudden storm. its use is quite a different matter from having food in a tent, because the shelter is open all round, the air can blow right through and keep the grass fresh, and any food dropped on the ground is quite easily seen. Also it can, and should, be occasionally moved to make sure that the ground below is kept perfectly clean.

Standing Camps

Careful arrangements should be made for serving out food; this should be done by the cooks, or in the case of central cooking by the Patrol on cooking duty, each of the remaining Patrols being served at the same moment as far as may be possible. A good deal of the food can be divided into Patrol portions; for instance, potatoes can be put in a bowl, or tea in a jug, on each table, and the Patrol Leader can see that it is shared out properly. In other cases, one of the cooking patrol will have to go round each table serving the Scouts individually. In any case the Patrol Leaders must see that there is no disorder or noise. No Scout should be allowed to move from his place without permission, nor to attempt to secure undue favours or attention out of his turn. Generally speaking, no second helpings should be allowed until all have finished the first.

The utmost attention should be given to cleanliness and good manners at meals. Scouts should not be allowed to come with dirty hands, nor to behave carelessly; there is neither reason nor excuse for piggishness in camp. Any banging on the table with spoon and fork until served should be checked instantly. Any bits of food dropped on the ground inadvertently should be picked up instantly, however small they may be.

Directly a meal is finished all food must be put away at once, and each Scout should do his washing-up and replace his implements in the proper place. The tables must be cleaned and proper disposal made of all scraps and crumbs. The Patrol Leader is responsible for organizing this and seeing that it is done.

The Patrols should be encouraged to compete with each other in the cleanliness of dining rooms, and the skill and ingenuity with which they construct racks for mugs and plates, and arrangements for containing knives, forks, and spoons.

Standing Camps

(b) Washing-up.

There should be a special place where all washing-up is to be done. It is not advisable for this to be in the kitchen. On the other hand, it is a good thing for it to be near the slush-pit, but this does not really matter if a bowl is provided into which scraps can be put.

The washing-up should be done immediately a meal is finished, and all food must be put away. These two things should never be put off even for a moment.

The way in which washing-up is to be done should be arranged and explained beforehand. Either special orderlies can be appointed for the purpose, or each Scout can do his own in turn. The latter plan generally works better and takes less time. It saves labour, and helps to prevent knives, forks and spoons getting mixed up.

The cooks should take care to have plenty of water ready. It must be boiling; half-cold water is no use at all. Some of it will probably be wanted after the first course, so that plates can be cleaned for the second; there is really no need to mix porridge and bacon, or mutton and custard, before they are eaten.

The practice of turning plates over and using the other side is rather unpleasant and not at all effective in the case of some second courses.

If each Scout does his own washing-up, there should be a bowl of water and one or two drying-cloths for each Patrol. A mop is very useful, because if the water is really hot it will burn the hands. A little soda is helpful, especially for greasy things, but nothing made of aluminium should be washed up in water in which there is soda. Knives should not be cleaned by being stuck in the ground, unless previously washed or wiped with paper, otherwise grease and bits of food will be left on the grass. In any case it is bad for the blade of the knife unless done very carefully.

Standing Camps

Patrol Leaders should see that the Scouts in their patrols take their turns in orderly fashion, and that there is not a free fight round the washing-up bowls. They should also see that all scraps are removed from the plates and put into the receptacle provided for the purpose before the plates are washed.

After washing-up, all implements should be placed in the patrol dining-room, where plate and mug racks and arrangements for knives, forks, and spoons, should have been constructed.

The cooks and their assistants are responsible for washing up all articles used for the cooking. If the pots and pans are very greasy, some of the grease can first be wiped off with paper, which is, of course, immediately burnt. Some cleaning powder is a great help, but care should be taken that none of it is left in the utensil. Dixies must be thoroughly dried, or they may rust. It is better not to put the lids on, but to leave them open so that the air can get to them. If the weather is fine it is a good thing to put kitchen utensils in a sunny spot; sunlight is a great purifier.

(G) THE FLAGSTAFF

There should always be a flagstaff and a flag in a camp of any duration. The flagstaff should be in a central position with regard to all the tents, generally facing the Scoutmaster's tent, but on the open side of the camp. More or less level ground is desirable round the flagstaff so that the Troop can parade for saluting the flag, prayers, and so on.

The owner of the land may perhaps give permission to fell a small tree. Such a flagstaff must be let firmly into the ground, the actual depth to which it is buried depending on its length and weight. The easiest way to dig down to the necessary depth is to dig a fairly narrow trench, sloping down from one end, but having the other end perpendicular. When it is deep enough the butt of the pole is placed in the trench against the perpendicular end and the earth is shovelled

Standing Camps

back and rammed down. This method saves a good deal of labour in digging (Fig. 44), making it much easier to get the earth out of the hole. Before hoisting the pole it is necessary to fix a small pulley or a loop of wire or cord at the top and to run the halliards through it, afterwards joining their ends lest they should run through the pulley and slip out whilst the pole is being erected.

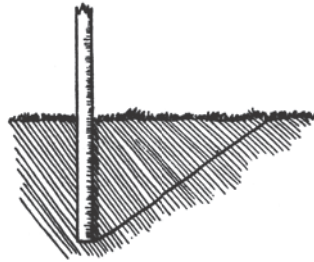


Fig.44

Generally, however, Troops have to make their own provision in the way of a flagstaff. A small scaffolding pole can be taken, but much better is a light jointed pole complete with halliards and guy ropes.

A flagstaff can, however, be easily improvised. Three Scout poles lashed end to end make quite a good one. At each joint the ends should overlap about a foot, and there should be two separate lashings, one near the end of each pole. If some small wedges are cut and driven in under each of the lashings the whole thing will be much more secure.




Fig. 45

It is not necessary to dig a hole in the ground for a flagstaff of this kind. If the butt is placed in a small depression, three guy lines

Standing Camps

fastened to the flagstaff just above the first joint and taken to pegs some little way out will hold it quite securely.

As a substitute for a flagstaff, the flag can be hauled up a line attached to a projecting branch of a tree. Another effective method is shown in Fig. 45.

A line is attached to the bough of the tree shown on the left and then taken across to another tree on the right. At this second point a small pulley is used, so that the rope can be tightened up from time to time, but actually it is not essential.

The rope is finally fastened at the foot of the second tree. The halliards are passed through a pulley on the first rope and are made fast to a peg in the ground directly underneath. One disadvantage of this method is that people are at first apt to walk into the halliards in the dark.

The flag should be hoisted every morning, a formal parade being held for the purpose. A simple ceremony when the flag is hoisted, and again when it is lowered at night, has a very definite value. It teaches respect for our country's flag and impresses a sense of loyalty upon the Scouts.

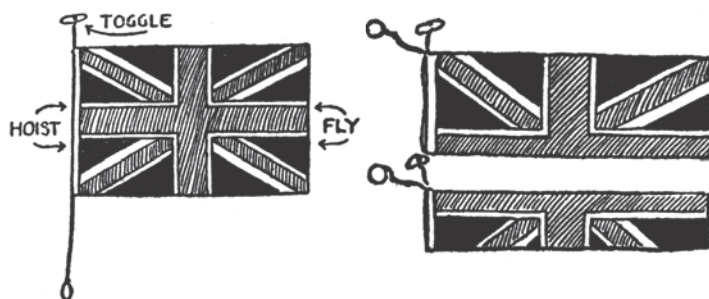


Fig. 46

The flag can either be hoisted rolled up and “broken” at the top of the flagstaff or hauled up unfurled - “free,” as it is technically called. The latter is really the more impressive method, provided it is done

Standing Camps

slowly and steadily, the halliards being kept taut all the time and the hoist of the flag (Fig. 46) not being allowed to blow out away from the flagstaff.




FIG. 47.



Fig. 48



Fig. 49

The Troop should stand at the salute during the whole time that the flag is being hauled up, or, if broken, at the moment of breaking. For breaking, the flag should be prepared as follows. The flag is just folded twice, long ways, as in Fig. 47. In doing this the flag should be laid out upside down, so that the free end of the rope (i.e. the end opposite to the toggle), known as the lanyard remains on the outside. It is then folded, as shown in Fig. 48, and rolled up tightly. The lanyard which is still on the outside is taken twice round the bundle and a loop slipped under the turns, as shown in Fig. 49. A pull on the Halliard attached to this end will break the flag.

Whichever method of hoisting the flag is adopted, the following is the way to attach it to the halliards. At one end of the halliards there should be a loop spliced; through this the toggle is pushed. The toggle is always at the top of the flag. The other end of the halliards is then fastened to the loop at the end of the lanyard by means of a sheet bend or double: sheet bend. When the flag is up, the halliards must be made fast to the cleat, or should there not be one, then round the flagstaff. In the latter case, a rolling hitch is the best method. This is shown in Fig. 50, but for the sake of simplicity a single rope only is shown instead of the double cord of the halliards, and the knot has not been pulled tight.

Standing Camps

Every evening the flag should be lowered slowly and carefully at a convenient fixed hour, probably about 7.30 - not at sunset, which in summer is rather too late. This need not be made a formal parade, but the camp horn should be blown or some other warning be given, and everyone in camp, whatever they are doing, should stand at the alert until the flag is down, whereupon a second signal will be given. Any game or work in progress at the time should cease for that moment.

After the flag has been lowered, it should be rolled up and put somewhere safely for the night. Before being made fast to the flagstaff the ends of the halliards should be joined together by means of a sheet bend immediately the flag is detached. If this is not done, someone may undo the ends from the flag staff and pull one, so that the other runs up out of reach and cannot be recovered without taking down the flagstaff. In the case of a big flagstaff deeply planted in the ground this is a serious business, and in any case it is annoying.

In addition to the Union Jack, the Scout Pennant should always be flown. It shows that the camp is a Scout camp, and it may be a great help to a Commissioner or to other visitors in finding the camp.

The Council Fire.

A special fire should be lighted for the camp-fire at night, and this fire is often spoken of as the Council Fire. It is very inadvisable for the Troop to gather round a cooking-fire at night, because this upsets the kitchen arrangements completely; also there is hardly the same romance in sitting in the kitchen, even though it be an out-of-doors one, as there is in assembling round a blazing camp fire in a special place designed for the purpose.

The Council Fire should be in a central position, probably just beyond the flagstaff on the open side of the camp and more or less equidistant from all the tents.

First the turf should be removed from a space about 5 or 6 feet square, and a few big logs may be placed as a kind of framework

Standing Camps

round the edges. These will keep the fire from spreading on to the surrounding turf, and they will also wake the place look tidy and picturesque.



Fig. 50

Then some more logs are wanted for seats. It does not do to sit on the ground, which is almost certain to be damp at night, and it is a nuisance to bring ground-sheets out of the tents. A few big logs put round in a circle make excellent seats (Fig. 50).

The laying and lighting of the Council Fire may be entrusted to the patrol on duty for the day. It is advisable to have a fairly big fire, if the amount of fuel available permits. A good big blaze is very cheerful and keeps one warm if the night is cold; also it renders the different performers visible. The kind of fire that is wanted is different from that for cooking; it should be one that will provide a good blaze with plenty of flames.



Fig. 51



Fig. 52

A good type is one built as in Fig. 51. The flames soon run up the logs, but this type of fire sometimes collapses and falls over to one side fairly soon unless very carefully laid.

Standing Camps

Another excellent kind is shown in Fig. 52. A fire of this kind will burn a long time without any attention, but takes rather longer to get started, and requires a good deal of wood. In either case an important point is to see that there is plenty of smaller wood underneath to keep burning until the bigger logs are really alight.

If the evening is inclined to be showery or damp it is not advisable, unless the laying of the fire is done very cunningly, to put the paper, and possibly even the smaller wood, into place until just before it is to be lighted. In fact what really happens is that the big outer shell is built up first and then a small fire laid and lighted inside it at the last moment; a little moisture on the outer logs will not matter if there is plenty of dry stuff inside.

At the end of camp the site of the Council Fire must be cleared and the turf replaced.

Needless to say, the Council Fire should never be used for cooking purposes.

(H) CAMP EXPEDIENTS AND MISCELLANEOUS HINTS

This chapter includes a number of small points not already dealt with, and also contains a few suggestions for the making and improvising of articles of use in camp life.

The construction of camp expedients is an activity to be greatly encouraged. It gives interesting occupation and provides many opportunities for the exercise of ingenuity. It affords a certain amount of training in manual dexterity, and gives the Scouts a desire to make things for themselves. Many articles can be constructed in camp, with a consequent reduction of the weight to be transported, and the fitting up of the camp in this way gives an atmosphere of romance and unconventionality which will appeal very strongly to the boy. It is one very practical branch of woodcraft. A number of

Standing Camps

these articles are illustrated and described in this chapter. The list is by no means exhaustive, but everything mentioned has some practical value and does actually fulfil its purpose. This cannot be said of all things which are sometimes advocated and even constructed as camp expedients.

Beds.

It is very foolish to neglect to avail oneself of any reasonable comfort that can be obtained without adding in any material way to the problem of transport. The real Scout, the real woodcraft expert, is the one who knows how to secure the greatest possible comfort with the means at his disposal.

Some Troops never have anything for sleeping purposes other than ground-sheets and blankets, and find that the Scouts sleep perfectly well in this way, but many Scoutmasters think it very desirable that the boys should have something to lie upon, and B.-P. advocates it in *Scouting for Boys*. It is certainly better to err on the side of too much rather than of too little comfort, and if the boys are not really comfortable, especially the first time, they may take a dislike to camp and be unwilling to go again.

If there is nothing to soften the ground, a good hole for the hip makes a tremendous difference in comfort when lying on the side. The mistake is often made of not having the hip hole large enough; one turns over in the night and cannot find it again. It is therefore advisable to make it a fair size, though it does not of course want to be very deep. Any turf that is removed in the process should be put somewhere safe so that it can be replaced at the end of the camp.

Loose straw on the ground is quite impossible, but it can be used in palliasses. A very comfortable bed can be made in this way, provided the palliasse is not stuffed too tightly, in which case one rolls off. In place of straw, dry beech leaves can be used: they form a good bed, but make rather much noise when one moves about on them. Grass or bracken can be placed loose on the ground under the

Standing Camps

waterproof ground-sheet, but it makes the ground into a very bad state unless moved every day, and it is not really practicable in a camp of any duration.

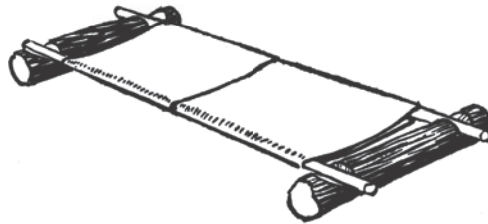


Fig. 53

A very comfortable bed can be made by taking two long poles and putting them through two sacks, holes being made in the corners of the sacks for the purpose. The two poles are then placed on logs notched to receive them, as shown in Fig. 53. It must, however, be admitted that it is not often possible to fit out a Troop with beds of this kind.




Fig. 54

A much more practical method is the making of a mattress of straw or bracken made on a camp loom (Fig. 54). Mattresses of this kind might be very much more used than they are. If properly made they are strong, comfortable and really serviceable.

Standing Camps

One or two points require attention in working a camp loom.

1. The moving strings (A) must be a good deal longer than the fixed strings (B) because they get shorter each time they rise and fall.
2. The crossbar must be moved slightly to the left and to the right alternately before it is lowered, so that each moving string (A) falls first on the left side and then on the right side of its own fixed string (B). This crosses the strings every other time a bundle of straw, etc., is put in, because the crossbar can only be moved from one side to the other when it is above the fixed strings.
3. As each bundle of straw is put in alternately above and beneath the fixed strings it must be pushed up towards the preceding bundles and held in place until locked by the moving strings.
4. Plenty of string must be allowed at the points C, so that when the strings are cut to take the mattress off the loom the ends may be long enough to tie together.
5. The loom itself should be firm and strong. A rail of a fence or gate can often be used for attaching the strings at the point C.

Another kind of bed can be made on a camp loom by inserting lengths of thin cane, or pieces of willow, instead of draw. This makes a very springy bed, but has to be rather wide, and must be supported at each side as shown in Fig. 54. It is, therefore, not always possible.

B.-P. in *Scouting for Boys* gives directions for making a bed with the smaller branches of a fir tree, but this again is not often possible in this country.

Blankets.

The Scoutmaster must see that the Scouts take sufficient blankets. The more fluffy a blanket is the warmer it will be, since the air imprisoned between the fibres acts as a non-conductor of heat. It is necessary to have as much thickness of blanket beneath one as over, unless a very warm mattress is used. If any kind of bed is used which is raised above the ground, a good deal more is required underneath than on top. Newspapers, or, better still, thick brown paper, will to

Standing Camps

some extent take the place of an extra blanket if the weather turns unexpectedly cold.

A sleeping-bag can be formed by doubling a blanket long-ways and sewing up the side and one end. The disadvantage of a bag is that it is more difficult to air properly, though if it is turned inside out in the morning the difficulty is not very great. It is better only to sew up about two-thirds of the side; this makes it easier to get in and out.

Better still is the plan of fastening up the blanket into a bag by means of large buttons and button-holes round the edges, or tapes, or blanket pins (a kind of large safety-pin).

An eider-down or a kapok sleeping-bag is very light and very warm, but its cost puts it beyond the reach of most boys.

The simplest and best way of arranging two blankets for sleeping is as follows. The first blanket is laid out flat on the ground. The second blanket is folded long ways and placed on the first with the open side inwards and as much as can be spared of the bottom turned on top.




Fig. 55.




Fig. 55a

This is shown in Fig. 55. The remaining half of the first blanket is then turned over the second and the ends are folded underneath the whole concern. This is shown in Fig. 55a. To get in the Scout folds back the two top corners slightly, and when he is inside he pulls them into place over his shoulders. There are thus two layers, and at the

Standing Camps

feet four layers, both under and over him. The adhesive nature of the material causes the two layers on top to cling together, so that the arrangement does not come undone however much the sleeper turns and twists. It can be made still safer if blanket pins are put right through all the layers at the points marked X in Fig. 55a, but they are not really necessary.



Fig. 56.

If a blanket is worn at the camp fire, a comfortable way to wear it is as an Indian "Capote." The top is turned over a couple of feet or so, according to the length of the blanket and the height of the wearer. The blanket is then placed over the shoulders with the turned-over end outside. The slack is then gathered up round the waist and fastened with a cord or some sort of a band. The effect is shown in Fig. 56.

Various other camp fire garments can be manufactured out of blankets, but as most of them render the blanket useless for domestic purposes they are not possible for the average boy.

Candlesticks.

Candlesticks can be made or improvised in a number of ways, some of which are given in *Scouting for Boys*. With a piece of wire, as shown in Figs. 57 and 58, or a cleft stick, as in Figs. 59 and 60, or with a piece of paper and a stick, as in Fig. 61. Again, half a large potato can be used, as in Fig. 62, or the tent mallet, as in Fig. 63. Broken bottles and cut tins are dangerous.

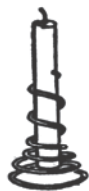


Fig. 57.

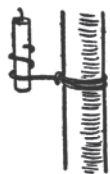


Fig. 58.



Fig. 59.

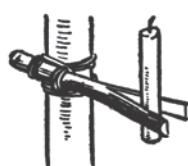


Fig. 60.

Standing Camps

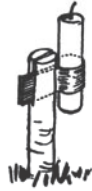


Fig. 61.



Fig. 62.

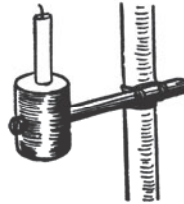


Fig. 63.

Kitchen Implements.

Quite a number of useful articles can be made very easily. long green sticks can be carved and ornamented for use as pokers, and tongs can be constructed by shaving down the centre of a stick and then bending it over. The ends should be *ht* so that they will grip. Forks can be made as in Fig. 64, which is given in *Scouting for Boys*, or by cutting them out of soft wood.



Fig. 64.

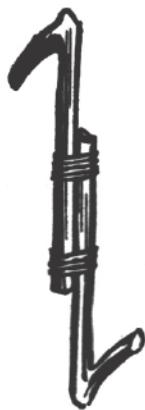


Fig. 65.



Fig. 66.



Fig. 67.



Fig. 68

Pot hooks. Figs. 65-68. A natural growth with a hood at each end can only very occasionally be found.

Standing Camps

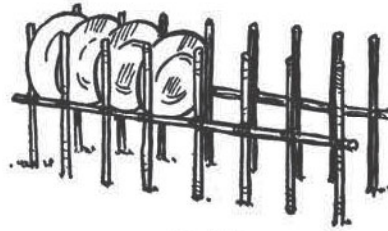


Fig. 69



Fig. 70

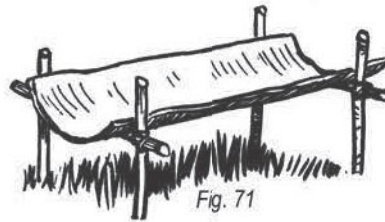


Fig. 71

Plate rack. Fig. 69. Mug tree. Fig. 70. Made out of a forked branch.
Spoon and fork tray. Fig. 71. Made out of bark. Knife holder. Fig. 72.

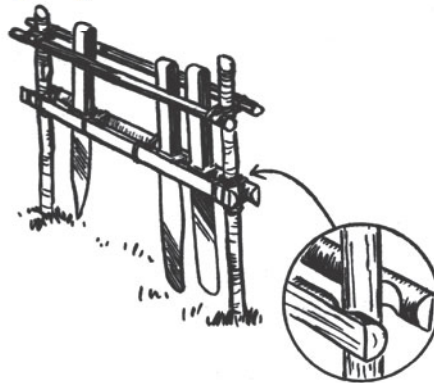


Fig. 72

Rope can be made of twisted grass for railing off the kitchen. A quantity of long grass is necessary. A bunch is first taken, doubled over and twisted, and a stick inserted, as in Fig. 73.



Fig. 73

Standing Camps

One Scout then twists the stick slowly whilst another allows the end of the rope to twist through one of his hands and works in fresh grass at the end with the other hand (Fig. 74). The process is difficult to explain, but quite easy when attempted.



Fig. 74

A camp broom is a most useful article, and it is very easily constructed. A bundle of fairly long twigs is bound and a stake pushed into the middle to act as a handle. The twigs to be green, and birch is the best for the purpose.



Fig. 75

Pillows.

Clothes folded up and put in the kit-beg make a good pillow, or a small bag may be taken and stuffed with straw or dry leaves. Failing anything else, a pair of boots or shoes are not at all uncomfortable if placed as in Fig. 75 with something soft over them.



Fig. 76

Spiders.

A "spider" is useful in each tent, so that hats, haversacks and so on may be hung up. Metal spiders to fasten round the tent pole can be bought; but quite a serviceable article can be made with some string and a few pieces of stick, as shown in Fig. 76. The main string is tied round the tent pole, the shorter strings hanging down at equal

Standing Camps

intervals all round the pole. The bits of stick can be pushed through the loops of coats, straps of hats, etc., and they will hold quite firmly.




Fig. 77

If the tent has an inside ridge pole, strings can be tied all along it, as in Fig. 77. In this way each Scout can have one or two pegs on which to hang things. This helps to keep the tent tidy and prevents personal possessions being trampled or sat on.

Tables.

With a little ingenuity tables can be constructed out of all kinds of things: a piece of wood or iron supported on trestles or an upturned tub or box. An excellent table-top can be made of lengths of stick made into a kind of mat on a camp loom.




Fig. 78

A better way still is to make it by hand, and cross the strings each time a lath is put in; on a camp loom the strings can only be crossed every other time. The best things for this purpose are ceiling laths, but actually any fairly straight sticks can be used, though the table top may not be so smooth. Such a table top wants supporting

Standing Camps

strongly, as in Fig. 78, and a piece of American or plastic cloth on the top is a useful addition.

Taboo Signs.

If it is desirable to remind the Scouts that certain places are out of bounds, this may be done by means of "taboo signs". Examples of such signs are shown in Fig. 79, which is a variety of the "road not to be followed" sign, and Fig. 80, which shows the serpent, or, if preferred, the crocodile, which will swallow up anyone who passes that way. Fig. 81 shows a type possible at the seaside; it indicates that the trespasser will suffer from a singing in the ear, like that heard when a shell is put against it.



Fig. 79

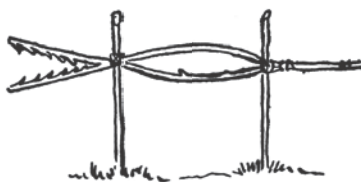


Fig. 80



Fig. 81

Such signs are useful in places where there are growing crops, or at any private places, or where the presence of the Scouts might give annoyance to the owner of the land. They serve as a reminder to the Scouts, and are infinitely better than written notices to the effect that the places are "out of bounds."

CHAPTER VIII

CAMP FOOD

(A) CATERING.

Unless the catering and cooking are well done the camp cannot possibly be a success. Boys living a strenuous life in the open air require large quantities of good plain food, and if it is lacking either in quality or quantity it will completely spoil the camp. The Scoutmaster lays himself under considerable responsibility to the boys and their parents in this respect. In the case of boys who come from good homes, he must be sure that they are fed, even if plainly, at any rate quite as well as at home, due consideration being given to the fact that in camp their appetites will be proportionately greater. In the case of the more unfortunate boys from bad homes where food may be scanty, and not always well cooked at that, the Scoutmaster has a great opportunity. A week or fortnight of healthy life in clean and pleasant surroundings, with plenty of good food, will do such boys an inestimable amount of good. Too complete a change or too rich a diet might certainly upset a boy, but he is not likely to suffer in this respect, and the argument that, because a boy is not used to meat every day at home, he should not have it in camp is not one to which attention need be given. Indeed it is rather a reason why he should have it, if it is possible. Food need only be plain, but there should be plenty of it, well cooked, and varied as much as possible.

It is a great pity to take boys into the country and then supply them with margarine and tinned milk. Every effort should be made to obtain supplies of fresh milk and butter, fruit, vegetables, etc. Enquiries with regard to all these should be made during the preliminary reconnaissance. Butter is obviously better than margarine, so far as it is possible to obtain it.

In the same way, tinned food of all kinds should be avoided in favour of fresh food. Tinned food is perfectly good and healthy, but it often

Standing Camps

forms so large a part of the diet of those who live in towns that it is a good thing to avoid its use in places where fresh food is easily obtainable.

A few tins of corned beef and of condensed milk are advisable as an emergency supply in case of anything going wrong.

Quantities of fresh fruit are very desirable in the interests of health, though prunes and other dried fruits are quite useful and make a change.

Porridge and suet puddings are excellent foods, but it is not always a good thing to force them on boys in large quantities in very hot weather. A stew, followed by an enormous currant duff is too often the chief food of the unimaginative camper. Though excellent things, one does not want them every other day, and a good deal more enterprise might be shown by many Troops in the matter of meals, Junket or custard with fruit, jellies, cold rice and jam, all go well after a heavy first course, and cold meat with large quantities of salad is always welcome in hot weather.

Again, there is no need to depend solely on boiling and frying; roasting and baking are not really difficult, and make a very pleasant variation.

Plan of Meals.

The following plan is suggested for meals:-

Breakfast.

Tea (or coffee). Tea twice a day becomes very tiring, and it is a good thing to vary it occasionally.

Coffee extract may be used; it is quite a pleasant drink. Real coffee is welcomed by many boys, though it is, of course, expensive.

Cocoa is not a good drink at breakfast, except perhaps in coldish weather.

Standing Camps

Porridge: rolled oats take much less time than oatmeal. Cold cereals make a welcome change from time to time. They are more expensive, but they save cooking, and are generally very much liked.

Bacon, sausage, egg, kippers, or sardines: there should be something of this kind every morning. Many boys are used to it; to those who are not it will be very acceptable in the open air.

Bread with butter, jam, or marmalade: plenty of it to fill up any gaps that remain; but it should not be used to fill gaps that ought to have been filled with other food.

Dinner.

The big meal of the day. It should be at about one o'clock. This is the natural time for the boy to have his chief meal, and it enables the rest hour to be taken afterwards during the hottest part of the day. Dinner should consist of two good courses with bread; water, or, if funds will permit, milk to drink. Biscuits and milk during the morning are often advised, but on the whole it seems better to omit the biscuits and to have the milk at the midday meal rather than to have the Scouts eating during the middle of the morning.

Tea.

This is the last real meal of the day, and should accordingly not be before five o'clock. It will generally consist of tea, and bread with butter or jam. Lettuces, or some sort of fruit, with bread and butter, will make a very popular change, and on great occasions cake may be added.

Supper.

Last thing at night there should be cocoa and biscuits. A small piece of cheese occasionally is a very welcome addition. It is said that some people find it indigestible at night, but it never seems to have any evil effect on boys living a healthy life in the open air.

Standing Camps

Instead of cocoa, some hot soup can sometimes be provided with very little trouble by saving gravy from stews, etc., and boiling it up with bones and other odds and ends. It nearly always wins great approval.

It is rather a question at what time to have supper. It is generally fatal both to the success of the camp-fire and to the enjoyment of the meal to try and combine the two. If before camp fire, it gives an opportunity for washing-up, so that that 'is not left until the next morning. On the other hand, it is rather pleasant to have something hot just before turning in. The cocoa can be brewed before camp-fire and left near the kitchen fireplace to keep hot, but it does mean the business of washing-up late at night or else leaving things dirty until the next morning (the trouble is greatly reduced if they are left to soak in water all night), nor is it altogether a good thing for boys to eat and drink just before going to sleep. On the whole, the balance seems to be in favour of supper immediately before camp fire.

(B) TABLE OF QUANTITIES.

It is hardly possible to draw up a satisfactory list of quantities that will suit all the conditions of different Troops and different camps. Quantities must vary according to the type of boy, the kind of weather experienced, the number of different kinds of food used, and to some extent also on the situation of the camp. Troops vary tremendously, and every Scoutmaster will have different ideas. It is almost entirely a matter of experience, and all that most writers on camping have been able to do is to give an outline of what has proved satisfactory in camps in which they have taken part. It is most important to keep exact records of every camp in this respect, and thus build up a valuable guide for future camps. To those who have not had the opportunity of such experience the following list of quantities of the main articles of food may prove helpful in ordering stores. It is based partly on personal experience in a large number of camps of varying sizes, and partly on the records of many

Standing Camps

Scoutmasters and others who have catered for camps of boys of different types.

TABLE OF QUANTITIES.

ARTICLES.	QUANTITY.
<i>Bread.</i>	1 lb. per head per day. this works out as the average with an almost unfailing regularity, it being assumed of course that the bread is not eaten quite new. Half as many 2-lb. loaves as there are boys in camp with a margin for safety of one extra for each patrol is a very accurate estimate of the requirements for one day.
<i>Butter.</i>	2/3 oz. to 1 oz. per head per day.
<i>Jam, Marmalade, etc.</i>	2 oz. per head per day.
<i>Tea.</i>	2 oz. will just make enough for one meal for 20 to 25 Scouts. It is not desirable that tea should be too strong.
<i>Cocoa.</i>	¼ lb. will make enough for about 35 Scouts.
<i>Milk.</i>	½ pint per head per day is the smallest possible quantity.
<i>Sugar</i> (for all purposes).	2 oz. per head per day. Don't let Scouts help themselves. Sugar tea, etc., before serving.
<i>Rolled oats.</i>	2 oz. per head per breakfast is a liberal allowance. If oatmeal is used, less is necessary.
<i>Meat</i> (midday).	Roast or boiled. About 1/5 lb. to 1/4 lb. per head (exclusive of bone) is quite sufficient. Stews, meat puddings, etc., lb. to lb. head.
(breakfast).	Sliced sausages, etc., 1/9 lb. to 1/8 lb. per head.
<i>Potatoes.</i>	At least ½ lb. per head per day.
<i>Cheese.</i>	1 lb. will cut into 20 fair-sized pieces.
<i>Sausages.</i>	Buy the number required. They are generally 6 to the lb., but vary to some extent.

Standing Camps

<i>Bacon.</i>	Buy the number of rashers required. Never take bacon in a solid piece and try to cut it in rashers in camp.
<i>Flour.</i>	For puddings about 1 lb. to 8 boys.
<i>Suet.</i>	About quarter the weight of flour will do. The more used, the lighter the pudding.
<i>Biscuits.</i>	Count the number in 1 lb.: this will show the number of pounds required.

(C) COOLING (TROOP AND PATROL).

Cooking should be regarded as perhaps the most skilled of all camp work, and the good cook as a person of much importance and standing. Cooking should never be done carelessly or hastily, and cleanliness should be insisted on as the first essential. Order, method, and tidiness, are also most important in the camp kitchen.

It is advisable that a bowl of water with some soap and towels should be kept close by the kitchen, so that the cooks may wash their hands from time to time before handling food.

They should never be allowed to wear dirty clothes whilst cooking. Old clothes may be worn, but they ought to be perfectly clean. It is not at all a nice thought that the cooks have put on dirty old clothes in order to deal with the food of the camp. Some Troops supply their cooks with white caps and aprons. This may perhaps be thought unnecessary, but it certainly has the merit of teaching the Scouts that cooking is a matter in which cleanliness is of the utmost importance.

It should also be impressed on Scouts that no water which is not clean and fit for drinking should be used in cooking, and that all utensils should be kept spotlessly clean.

One question that requires careful consideration is whether cooking is to be done for the whole Troop in one central kitchen, or each Patrol is to have its own kitchen and cook for itself. Opinion on this

Standing Camps

point may be divided, and so far as possible both methods have been taken into account in this volume.

It may be useful at this moment to review the arguments on both sides.

For Patrol Cooking.

It is the logical development of the Patrol system. Whilst this is true, it does not follow that it is the only line of development of the Patrol system, nor that a camp cannot be run on thorough Patrol lines with a central kitchen.

Accidents to meals are less serious.

If theft is an accident in cooking, it only affects the meal of six or eight Scouts, and the situation can be saved by using the emergency stores kept for the purpose; on the other hand, an accident to the meal of the whole camp is a much more serious matter. Wholesale disasters of the latter kind are, however, of comparatively rare occurrence in Scout camps, and there may be set against that danger the possibility of more numerous minor disasters in the case of Patrol cooking. Probably the two about balance each other.

The Scouts all get more practice in cooking.

This is only true to a limited extent. If the Patrols take it in turn each day to cook for the whole Troop, each Scout will get plenty of cooking to do unless the Troop is large and contains many Patrols.

Against Patrol Cooking.

It increases the amount of work.

This is true of such things as fetching wood and water and the digging of refuse pits. It may also necessitate the carrying of water for greater distances.

With regard to actual cooking there is not a great difference, but Patrol cooking has this big disadvantage, that at least two Scouts are

Standing Camps

taken out of each Patrol every day for cooking, and this breaks up the Troop much more for other Scouting activities than does the taking out of one complete Patrol.

Accidents to meals are more numerous.

This is inevitable unless the Patrol Leader and one or two other experienced Scouts of the Patrol undertake a rather wearisome burden of supervision of the preparation of every single meal. Though it is admitted that such accidents are not individually so serious as in the case of central cooking, yet a series of them may be even worse.

It necessitates more supervision by the Scoutmaster.

The kitchen is the most difficult yet one of the most important parts of the camp to keep clean, and, except in the case of unusually methodical and efficient Patrol Leaders, their work in this respect requires a good deal of supervision by the Scoutmaster. It is not sufficient for the kitchen to be made clean once a day for inspection; it is necessary to see that it is kept so all through the day. Supervision of this kind is much easier in the case of one central kitchen than if each Patrol has its own.

It may lead to unpunctuality and the upsetting of the timetable.

This should not happen, but in practice it is seldom that every Patrol is up to time with any particular meal.

It is more expensive.

Even with central catering, cooking by Patrols is bound to be more expensive and to cause more waste than cooking for the whole Troop.

The cooking may be carelessly or hastily done in some cases.

It is much more difficult for the Scoutmaster to be sure that all the meals are being properly prepared, whereas a Patrol cooking for the whole Troop is very much on its mettle, and its efforts are open to general criticism.

Standing Camps

More equipment is required.

The difference is considerable.

More wood is consumed.

This may not be a matter of any consequence. It depends on local conditions.

The ground may be more scarred.

If proper precautions are taken there should be no scarring of the ground at all, but it may be argued that the risk of its happening increases in proportion to the number of kitchens constructed.

In wet weather it is very difficult to prevent the grass in the kitchen round the fireplace getting badly worn, and in this matter there is little to choose between the results of the two methods; it is one large bare patch as compared with several somewhat smaller.

On the whole the balance is in favour of central cooking for a camp of any duration. This does not imply any departure from the Patrol system any more than does the fact that the Troop has one general parade for hoisting the flag in the morning or one general camp fire at night instead of there being one for each Patrol. It can indeed bring about a very strong development of the Patrol spirit: each Patrol in turn cooks for the Troop, the results invite comparison, and a healthy rivalry in efficiency can be created. Central cooking does not imply that the Scoutmaster or Assistants should do any of it themselves.

They should in fact keep away from the kitchen as much possible and leave the Patrol Leader in charge to take responsibility. Nevertheless, in the case of an inexperienced Troop, the Patrol Leaders may want a good deal of advice, and in any case the Scoutmaster must satisfy himself that there is proper cleanliness in all cooking operations.

Standing Camps

At the same time, in an experienced Troop with efficient Patrol Leaders, Patrol cooking is bound to be a useful and valuable part of the training.

(D) TIMES AND METHODS.

It is not possible to deal fully with the subject of cooking in a book of this size, and accordingly no attempt will be made to give recipes or quantities. These can be obtained from cookery books, or, better still, Scouts can learn from their mothers and practise during the winter.

Actual weights and measures are much more accurate if scales and pint and half-pint mugs are taken, but it is valuable to learn to work by handfuls and by estimating volume.

The following table of times may prove useful for reference:-

TABLE OF TIMES AND METHODS	
ARTICLES.	TIMES, ETC.
<i>Tea.</i>	Tie up <i>loosely</i> in muslin. Water must boil first. Leave tea in for 4 minutes exactly, not allowing water to boil.
<i>Coffee.</i>	Water must boil first. Throw in coffee and remove from fire, stir, and wait until settled. A pinch of salt will improve the brew.
<i>Porridge.</i>	Rolled oats require 20 minutes after water boils; oatmeal rather longer. Mind it does not burn. If possible start overnight. but don't forget to stir well before reheating.
<i>Meat.</i>	Roast or boiled, hour for every pound and j hour in addition.* Boiled salt beef, 20 minutes for every pound and 20 minutes in addition.
<i>Stews.</i>	2 hours at least: the longer the better. Carrots take hours. Put in potatoes 4 hour after beginning. Mind it does not burn.

Standing Camps

<i>Potatoes, cabbages, beans, peas.</i>	20 minutes to 1/2 hour after water boils. Put everything that grows under the ground in cold water: everything that grows above the ground in boiling water.
<i>Dried peas and beans.</i>	Soak overnight. Boil for hours. Water may be hot or cold.
<i>Suet puddings.</i>	2 hours. Put in boiling water.
<i>Pastry, apple, dumplings, etc.</i>	About 3/4 hour.

*But this depends on how effective the oven is. It may often require 20 minutes to the pound and 20 minutes in addition.

CHAPTER IX

CAMP ROUTINE

(A) DISCIPLINE AND ORDERS.

IF the camp is to be a happy and successful time, there must be discipline; otherwise things are certain to go wrong and the camp will be spoilt. There is no doubt also that boys appreciate discipline, and would far rather be in a camp where it is maintained than in one where it is insufficient or even totally lacking. This does not imply in any way that the camp is to be run on military lines; it is merely that "The Scout Law is the law of the Camp."

Discipline must always ultimately depend upon the Scoutmaster, but in the first place it lies with the Patrol Leaders. If they are good, the Scoutmaster may have little to do in this respect, and any occasional intervention on his part will in consequence be all the more effective; but bad Patrol Leaders render the task of the Scoutmaster, if not impossible, at any rate very difficult. Moreover, camp discipline is not a thing of the moment only; the discipline of the camp, or its lack thereof, is not so much the work of the Scoutmaster and Patrol Leaders in the camp itself as it is the result of the training of the Troop during all the months that have preceded the time of camp. The teaching of true Scout discipline - more than a cheerful, willing obedience to orders; the active desire to do right rather than merely to refrain from doing wrong - is one of the chief parts of the preliminary training for camp, and it is undoubtedly true that the state of a Troop can be very accurately judged by the standard of its camp.

If there is this spirit in the Troop, the maintenance of discipline is a simple matter. Without it, the task is no light one, for beyond moral suasion there is little that can be done to enforce obedience on a rebellious spirit. Any system of "fatigues" cannot be too strongly

Standing Camps

denounced; honest toil should not be regarded in the eyes of the Scouts in such a way, and the doing of the odd jobs of the camp should be held to be a pleasure, half the fun of going to camp at all. There remains the possibility of sending home a really troublesome boy, but this is only to be considered in the very last resort. As a mere empty threat it is valueless. Unless it is really a solemn warning, with an absolute certainty of accomplishment if further occasion be given, it will do more harm than good; for no boy will ever afterwards respect a man who has tried to bluff him into obedience and failed. With a properly trained Troop and average Patrol Leaders the Scoutmaster, if he possesses any personality, will have no real difficulty in maintaining discipline in camp.

Other than the preliminary instructions, anything elaborate in the nature of “standing orders” is generally quite unnecessary in a Troop camp. Apart from questions of ordinary decent behaviour, and such points as shutting gates and not damaging crops, trees, or hedges, or disturbing cattle or game, all of which are matters of training, there will probably be few points that require to be mentioned, and those there are should be carefully explained by the Scoutmaster on arrival. The daily time-table, a few simple rules with regard to leave out of camp, boundaries, and any special precautions peculiar to the site, are about all that will be necessary. They may be posted up if it is thought desirable, but this cannot in any way take the place of verbal explanation. The great thing is to see that the boys really do understand.

The only point that remains to be considered is the distribution of duties. Each Patrol must undertake responsibility for its own tent and place for meals and, if cooking is by patrols, for its kitchen. If there is a central kitchen, the Patrol Leader of the Patrol on cooking duty for the day will be in charge. Then someone must be permanently in charge of the central stores tent; it requires a responsible and careful person, a good Patrol Leader, or the Troop Leader, or Assistant Scoutmaster

Standing Camps

Finally, it is quite a good plan for the patrols to take it in turns to be responsible for general camp duties. The work of the Duty Patrol is not very arduous or exacting, but it is useful for someone to be responsible for various odd jobs. The duties may include:-

Rousing the camp in the morning.

Preparing and hoisting the flag.

General oversight of latrines, washing-place, and incinerator.

Lowering the flag in the evening.

Clearing the camp letter-box and going to the local Post Office, if necessary, either to take or get letters.

Tidiness of Council Fire, and the laying and lighting of the fire.

Sounding the camp horn for lights out, and generally any other regular duties not otherwise allocated.

If there are two or more Assistant Scoutmasters in camp, they can take it in turns to be responsible for supervising under the Scoutmaster the general running of the camp for the day.

Bathing and Boating.

The number of fatal accidents that occur from time to time make it necessary to emphasize very strongly the responsibility of the Scoutmaster in this respect.

The precautions to be observed when Scouts bathe are set out very clearly in *P.O.R.* 329 to the following effect:-

(i) No Scout or Senior Scout shall be allowed to bathe except under the personal supervision of the Scouter in charge of the party or some responsible adult appointed by him for the purpose. The safety of the place must have been previously ascertained and all reasonable precautions must be taken, including the provision of a lifeline.

(ii) A picket of two good swimmers, preferably those with Life-saver or Rescuer Badge, must be on duty (undressed) with greatcoats on, in a boat or on shore as the circumstances may demand, ready to help

Standing Camps

any boy in distress. The picket itself may not bathe until the other boys have left the water.

(iii) This rule does not apply to bathing in properly supervised swimming baths. The precautions set out in this rule may also be modified to a reasonable extent where the Scouter in charge has previously ascertained beyond any doubt that the whole of the water is shallow, and that no possible danger exists or can exist.

Thus no bathing parade may take place unless the Scoutmaster or some other responsible adult is in charge to see that the rules are observed. The Scouts should be made to understand that there are very strict rules about bathing, and it must be made clear to every boy that he must never bathe in any circumstances except during a regular bathing parade.

It is possible that, in the case of some bathing, these precautions may seem unnecessary, but the Scoutmaster who decides that this is so and therefore neglects them will bear a heavy responsibility if there is any kind of accident. It is better to be over-careful than not careful enough. He should remember that he is not simply risking severe public censure of himself; he is risking the lives of the Scouts who are in his charge and endangering the reputation of the Movement.

The Scoutmaster must beware of allowing even strong swimmers to venture too far out to sea. He should also remember that it is impossible to “count heads” when the sun is in one’s eyes low on the horizon, or if too many boys are in the water at the same time; and that bathing when the tide is going out is always more dangerous than when it is coming in.

He should make all possible enquiries of those acquainted with the locality as to the existence of currents or other unsuspected dangers, and the notice of camping has a real value in this respect in that it has often enabled the local Scout authorities to warn the Scoutmaster that the bathing near his proposed camp site is unsafe, and to advise him of another and more suitable site.

Standing Camps

Sea Scouts have their own rules with regard to boating, but the Scoutmaster of any other Troop should hesitate before allowing Scouts to go in boats whilst at camp. The fact that boys' parents may allow them when at home to go boating does not relieve the Scoutmaster of any responsibility if he allows it and there is any accident. He should therefore either refuse permission or only allow it subject to the greatest possible precautions, and only if he himself or some other thoroughly responsible adult is in charge and the provisions of *P.O.R.* 328 are strictly observed.

Leave out of Camp.

If the camp is really well run, and expeditions and explorations are organized, few boys will ask at all frequently for leave to go out. No Scout should ever go outside the camp boundaries without leave from the Scoutmaster or one of his Assistants detailed for the purpose, and any Scout who is allowed to go out should go in proper uniform. Very light clothing may only be required in camp, but it is not desirable that Scouts should go about in public places half dressed. Generally speaking, it is not at all advisable that leave should be granted after about eight o'clock in the evening.

(B) THE CAMP PROGRAMME.

Camp should be something more than a mere week or fortnight in the country. It affords opportunities for Scouting work and games, and for practising and passing tests, such as occur at no other time in the year. Pioneering, long-distance signalling, night Scouting, starmanship, hikes, nature rambles, and all-day expeditions to places of interest, are all possible; and it is a great pity to neglect such opportunities. Moreover, the boys soon get tired of a camp in which there is nothing to do but lounge about after the necessary work of the camp has been done, and they will always appreciate much more a camp in which there is a definite programme of work and play carried out in a reasonable manner.

Standing Camps

Then, too, the romantic side of camp life should not be overlooked. The Scoutmaster bears responsibility for the lives and health of the boys in his charge, and he must give heed to many questions of detail and routine, neglecting no precaution or provision that is necessary for the safety and comfort of the Scouts. This has sometimes a tendency to lead him to forget that from the boys' point of view camp is simply a great and glorious adventure, a casting-off of the ordinary routine of life, with many of its irksome, and apparently unnecessary, restrictions and conventions; a step into another world full of unexplored possibilities and unknown excitements. In the blood of almost every boy there lingers something of the age-old instinct of mankind to venture out into the unknown, to answer to the call of the wild places of the earth; and camp appears to him as an opportunity to satisfy this desire. So the Scoutmaster should be, not merely a combination of sanitary inspector and matron of an institution, but rather the leader of an expedition, the chief of a band of joyous adventurers; and the camp itself should leave memories of long days by forest and stream or over moorland and hill, of wild thrills of Scouting in the dusk of the evening, of blazing fires against the darkness of the night.

A programme should be drawn up for each day, and there should be alternative plans in case of bad weather. It does not do to leave this until the last moment, but it is not perhaps wise to announce the details of the day's programme very much in advance; if bad weather prevents a day's expedition, the consequent disappointment may tend to spoil an alternative scheme which would otherwise have been very successful. Arrangements once made should be adhered to; the most excellent programme is useless unless actually carried out, and the making of plans which never reach fruition is not merely a waste of time but also checks enthusiasm for subsequent arrangements.

Nevertheless, here a warning may be given. Though there should be a programme for each day, properly carried out, the programme should not be allowed to be the master. No one is too wise, or should be too pig-headed, to learn by experience, and if an arrangement

Standing Camps

proves impracticable or undesirable it should be altered. Common sense and reason are necessary in this, as in all things, and though a Scoutmaster may be prepared to suffer annoyance or discomfort himself as the price of his own obstinacy he should not inflict them on the Scouts. Also it must be remembered that camp may be the boys' only holiday, and that it is the general happiness of the whole Troop which must be considered, and not the Scoutmaster's own pet theories or interests. A proper appreciation and application of the patrol system will do much to prevent mistakes of this kind.

Nor should the programme be all work or all play, nor even a combination of the two; there should be a certain amount of spare time in which the boy can amuse himself in whatever way appeals to him. The ideal programme is a happy mixture of the three.

Punctuality is another vital matter. The best-planned camp can be entirely spoilt by unpunctuality; and there is no reason for it whatever. It only wants a little determination on the part of the Scoutmaster and Patrol Leaders, provided the daily time-table is properly arranged. The most common faults are not getting up at the appointed hour in the morning and not beginning the cooking of meals in good time. A day seldom recovers from a bad start.

The Daily Time-table.

The following is suggested as a time-table for a normal day; it can, of course, be varied from time to time according to the programme for the day. For instance, if there is to be an all day expedition, a light lunch would probably be taken in haversacks, billies carried for brewing tea, and the big meal of the day eaten in the evening on the return to camp, where it would have been cooking in a hay-box or Maori oven. Again, if there is to be a night Scouting game, the camp fire may be cut out and "lights out" postponed, with possibly a later rouse next morning. This time-table may require modification according to the time of year and, possibly also, the locality.

Standing Camps

Time-table

7 a.m.	.	.	Rouse.
8 a.m.	.	.	Hoist Flag and Prayers.
8.10 a.m.	.	.	Breakfast.
9.45 a.m.	.	.	Inspection.
1 p.m.	.	.	Dinner, followed by an hour's rest.
5 p.m.	.	.	Tea.
7.30 p.m.	.	.	Flag down.
8.30-9.30 p.m.	.	.	Camp fire.
10 p.m.	.	.	Lights out.

7 a.m. Rouse. Seven o'clock is really quite early enough to get up, particularly as even in August it is still too light to have camp fire and then get to bed much before 10 o'clock. In fact, to have it really dark before the end of camp fire, that part of the time-table should really be about half an hour later. Assuming lights are out at 10 o'clock, that gives nine hours' sleep, which is none too much for boys who are spending the other fifteen in a strenuous out-of-doors life. To rise with the sun may be an interesting occasional experience, but it is clearly out of question as a regular practice in this country in the summer, and there does not seem to be any special virtue in camp in getting up even at 6 or 6.30 rather than 7 o'clock, which latter gives plenty of time for the morning work.

If a Duty Patrol is appointed each day, its first duty in the morning is to wake up in time to blow the camp horn at 7 o'clock, or otherwise as arranged to signify in an unmistakable fashion to everyone in camp that it is time to get up. Some Scoutmasters, who are not themselves good at waking up early, like to take an alarm clock for themselves as an additional precaution. For the sake of example, if for no other reason, the Scoutmaster should emerge from his tent and appear on the scene immediately after the rouse; and the Patrol Leaders should turn everyone out of the tents within the next few moments. There should be no hesitation or delay, and it is an excellent thing for each Patrol Leader to take his Patrol for a quick

Standing Camps

walk or a very short run, or to play some physical training game for a few minutes; any sort of clothing - or lack of clothing - can be worn. Something of this kind ensures a good start for the day, and it prevents any Scout from remaining in bed and being found fast asleep after everyone else is washed and dressed; but whatever is done should not be too strenuous. Violent exercise before breakfast is not good for boys, and often causes an undue feeling of tiredness later in the day. In particular, the value of an early morning swim is greatly overestimated; it is definitely bad for some boys, and in any case, from the medical point of view, before breakfast is not the best time in the day for swimming.

After the run, or whatever it is, there will be plenty of time for Scouts to wash and dress and begin tidying tents before the parade for prayers and hoisting the flag.

It is a somewhat doubtful point whether it is necessary for the cooks to get up before the rest of the camp. Their doing so often disturbs some of the Scouts in the tent, and the noise they make with pots and pans may wake others who derive much enjoyment from the last half-hour's sleep. An hour is really quite sufficient for cooking breakfast, so that if the cooks have put things ready overnight, and are themselves ready to turn out immediately at 7 o'clock, they ought to have time unless there is extra cooking to be done, or the weather is bad, or the cooks themselves inexperienced, in which cases an extra half-hour is desirable. One of them should get the fire lighted whilst the other or others are washing; the first can have his wash as soon as the others are ready to carry on.

8 a.m. Hoist Flag and Prayers. The Patrols should fall in and be brought up round the flagstaff by the Patrol Leaders. There may be a rule that the Duty Patrol for the day is always on the right, the other Patrols taking places in accordance with their turn for duty. Some Troops do not insist on proper uniform being worn for this parade. Whilst it is not suggested that religious feeling depends on outward attire, nor that respect for the country's flag cannot be shown in any

Standing Camps

clothing, at the same time it seems better that the Scouts should be properly dressed for this observance. It is generally agreed that they should appear in proper uniform once in the day - at inspection - and it is therefore as well for them to be dressed by now rather than to leave it until after breakfast. Scarves and hats can always be discarded afterwards until wanted for inspection, and shoes and stockings need not be considered at all as the grass will still probably be wet. The Scouts will certainly have had plenty of time to get washed and dressed properly by 80 'clock.

The cooks should endeavour to come to this parade if possible, or, at any rate, all can come except one left to look after the cooking. They can of course come in whatever things they are wearing.

The flag is then hoisted, this may be done by an Assistant Scoutmaster, the Troop Leader, or the Duty Patrol Leader for the day. The Troop will of course salute. After this a few short prayers are read, the Scouts standing at ease with hats off. The Scoutmaster can then give out any short notices, and the Troop is dismissed, patrols returning to their tents under the Patrol Leaders. Breakfast should be ready as soon as the Scouts have had time to dispose of their staves, and their hats or anything else they want to take off.

Some Scoutmasters prefer to have this parade immediately after inspection.

8.10a.m. Breakfast. Questions with regard to cooking and catering are dealt with in Chapter VIII.

Directly after breakfast has been cleared away and things washed up, the whole Troop should prepare the camp for inspection. If there is a central kitchen and one Patrol is on cooking duty, some of the members of the Patrol can look after the Patrol tent and the kit of those who are still occupied in the kitchen, so that these latter may not be late for inspection. If Patrols have separate kitchens, the other members of Patrol should help with the kit of its cooks.

Standing Camps

9.45a.m. Inspection. If inspection is held at 9.45, it will give everyone time to get kit out, clear up tents, and do other jobs. It is a very great mistake not to allow plenty of time between breakfast and inspection; if boys are rushed they will not have time to go to the latrines. According to this time-table they will have about an hour and a quarter between the end of breakfast and inspection, and this is by no means too long.

For inspection all Scouts should be properly dressed in full uniform, with the exception of shoes and stockings if it is at all wet. Every Scout in camp should be present, the only exception being anyone who is ill. The Patrols should be fallen in outside their own tents, each Scout standing behind his own kit. Each Patrol Leader should go round his own lines with the Scoutmaster, so that he can answer any questions or notice anything the Scoutmaster finds wrong.

A healthy spirit of rivalry between Patrols can be encouraged throughout the camp, and the daily inspection furnishes a good opportunity of comparison. The Scoutmaster can occasionally take all the Patrol Leaders round with him so that they may see each other's sites, or he can let them inspect each other's, going round with them himself and noting every point.

Needless to say, the Scoutmaster himself and his Assistants should be clean and correctly dressed themselves, and their tents should be as tidy as possible. There seems to be no reason why a Scoutmaster should not have a Scout or two to help him tidy his tent and do other jobs in the morning. He has a good many things to do in camp, a good many responsibilities to shoulder, and several things to keep in his tent which are really for the use of the Troop. His time is probably better employed in going round the camp and seeing that everything is going well and happily, and in making arrangements for the day's programme, than it is in rolling up the walls of his tent and cleaning his own shoes. Many men find pleasure in doing these things for themselves, and make time for them, but if a Scoutmaster

Standing Camps

wants help he should have it. It is not a bad thing for the boys to perform occasional acts of respect and gratitude to the Scoutmaster. To lead them to expect attention themselves without making any return is thoroughly bad training, and in fairness to the boys themselves it must be said that they are invariably eager and pleased to do odd jobs to help the Scoutmaster.

Inspection should be carried out carefully and methodically, and attention should be given to the following points:-

Scouts. The Scoutmaster should see that every boy is clean, particular attention being paid to teeth. Enquiry should also be made as to health and particularly with regard to the daily visit to the latrines, this matter being spoken about quite plainly and naturally; there is no occasion for false ideas about a perfectly ordinary function of the body. Then details of uniform should be considered, including not only the way it is worn, but also whether it has been brushed, mended if torn, and generally made to look as well as possible. Shoes and stockings should not be considered at all if it is still wet.

Kit. With regard to kit, common sense is more important than neatness of arrangement. In wet or damp weather, kit should be arranged inside the tent; in fine weather, needless to say, it will be outside. Blankets should be put out on a line or fence or spread over bushes so that the sun and air may get to them, and towels also should be hung up to dry. Things spread out in this way do not look untidy - at any rate to a person who knows anything about camping. Later in the day, they can be taken down and folded up. Sponges, toothbrushes, and anything else which may be damp should be laid out and not packed away inside kit-bags. Spare boots and shoes should be clean and should be laid out.

All kit must be put back into the tents later in the day; the tenderfoot is inclined to leave his blankets out until they get damp in the

Standing Camps

evening, and he always forgets his towel, so that he finds it soaking wet in the morning.

Tents. The Patrol Leader should accompany the Scoutmaster. Points to notice:

Pole upright and guys at right tension.

Walls looped or rolled (in the latter case, are the knots correct?)

Entrance as wide as possible, and no pegs in entrance.

All flaps made fast.

Pegs complete and firmly in ground.

Mallet, tent-bag, peg-bag, and spare pegs, complete and tidy.

Tent, empty except for lantern and rubbish sack.

Lantern clean (candle removed and placed somewhere cool in hot weather).

Rubbish sack empty.

Ground, inside and all round, spotless.

Patrol Dining-room. The Patrol Leader should accompany the Scoutmaster. Points to notice:-

Tables and seats clean.

Ground free from all traces of food.

Plates, mugs, and other implements, dean and tidily arranged.

Shelter properly rigged.

Larders. If there are Patrol larders they will require careful inspection. The Patrol Leader should accompany the Scoutmaster. Points to notice:-

Larder clean, tidy, and fly-proof.

All muslin clean.

No empty tins, or dirty paper, jars, or bottles.

No stale scraps of food.

Ground below free from all traces of food.

Standing Camps

Kitchen and Refuse Pits. If there is a separate kitchen for each Patrol, it should be inspected as part of the Patrol inspection, and the Patrol Leader responsible will go round with the Scoutmaster. If, however, there is one central kitchen, it should not be inspected until all the Patrol sites have been visited. The Patrol just going off cooking duty will then fall in by the kitchen, and the Patrol taking over will assist in the inspection, so that they can be satisfied that everything is in order before they take over. Points to notice:-

Fireplace tidy and undamaged.

Table clean.

Pots, pans, and implements, clean and dry, and tidily arranged. (A hand rubbed round inside a dixie or frying-pan should not be marked.)

Cloths hung up and clean. (It may not be possible to get them quite white, but they should be kept clean.)

Axe in chopping-block, and wood chips swept up.

Refuse covered up in pit (also whether new pit is required).

Grease-trap cover renewed and old one burnt.

Ground inside and round kitchen and round refuse pits free from paper, food, or any other refuse.

Incinerator. Whoever is responsible should accompany the Scoutmaster. Points to notice:-

Refuse really getting burnt and not lying exposed.

No refuse dropped on the way.

Latrines. The Duty Patrol Leader should accompany Scoutmaster. Points to notice:-

Trenches properly covered and not too full.

Shovels, etc., for loose earth, in place.

Paper, sufficient, and in proper condition, and none lying about.

Ground, not fouled in any way.

Screening, in position and not fouled in any way.

Standing Camps

Washing-place. The Duty Patrol Leader should accompany the Scoutmaster. Points to notice:-

Basins, empty and turned up.
Grease traps, renewed and water draining away satisfactorily.
Nothing left about.
Screening, in position.

Stores Tent. The keeper of the stores should accompany the Scoutmaster. Points to notice:-

Tent properly pitched, etc.
Stores tidily arranged, and everything clean.
No dirty paper, tins, jars, etc., in tent.
All food covered, and nothing arranged so as to be likely to be spoilt.
No pieces of food dropped on ground.

Council Fire. This should have been made tidy by the Duty Patrol.

From these details it will be seen that the inspection is a most important event in the day, though actually it can be done fairly quickly. It should, however, be realized by everyone that the whole camp must be just as clean and tidy at any other time in the day, and that to make everything right for inspection and afterwards to cease to take any care or trouble is most unscoutlike. The Scoutmaster, too, should realize that he must keep watch with regard to cleanliness and order all through the day, and that the formal inspection does not relieve him of all other duties in these respects. This is particularly true in the case of latrines and refuse pits, which require frequent inspection.

Inspection is quite the best time for changing over camp duties; for instance, in the case of cooking, it ensures that those going off duty leave everything clean and in order, and those going on cannot blame their predecessors for anything that goes wrong.

Standing Camps

Inspection will probably be over soon after 10 o'clock, so that there will be about three hours before dinner. This will give the cooks time to prepare the meal, and the rest of the camp can engage in some other activities.

1p.m. Dinner, followed by an hour's rest. The rest after the midday meal is very important, and it should be real rest. The Scouts should be made to lie down and keep still and quiet. If the weather is fine, it is better for them to be outside the tents; but the patrol should keep together, and the Patrol Leader is responsible for seeing that the Scouts do actually rest. If it is wet, and the Scouts have to be inside, the tents should not be closed up at all. It is an excellent thing if the Patrol Leader can tell a yarn during the rest period, or, failing this, he can read something to his Patrol. If this causes any Scouts to go to sleep, so much the better. After the rest period there will be about another two hours available for Scouting work.

5p.m. Tea. The period after tea is generally rather a good time for the more strenuous activities, since it is then getting cooler. Cricket, football, rounders, and many camp games, can be played, as well as the more active kinds of Scouting games.

7.30p.m. Flag down. As previously explained, there need be no formal parade for this. The Duty Patrol Leader and a Scout from his patrol can go to the flagstaff, sound the camp horn as a warning, lower the flag, and then sound the horn

again at the end. Everyone in camp should stand at the alert whilst the flag is coming down, all work and games being suspended for the moment.

8p.m. Cocoa, etc. The question as to the best time for this is discussed on page 119, and it is there suggested that it should be before camp fire. Directly this is finished, mugs, etc., should be washed up. Then beds may be prepared. It is quite a good thing to do this now, as it saves a good deal of time after camp fire.

Standing Camps

8.30-9 .30p.m. Camp-Fire. Unless some other special activity has been arranged for the whole Troop, there ought to be a camp fire sing-song at night, otherwise there will be nothing for many of the boys to do, and they will probably want leave out of camp in consequence. Particularly on wet nights, although it may not be possible out of doors, something amusing and interesting ought to be arranged. It is possible to have an excellent sing-song in a marquee or a barn, most of the lanterns in camp being arranged on the ground in the centre of the ring, to take the place of the fire. Again, a wet evening can be spent very successfully playing indoor games. The great thing is to have something going on in which all can join, and thus keep the Scouts happy in spite of the weather.

Scouts should not be allowed to sit on the ground round the Council Fire. It is nearly always possible to get logs of some sort to sit on, but if not, there must be something waterproof, because the ground is sure to be getting damp. Also it is very necessary to see that the Scouts are warmly wrapped up. Boys who have been going about lightly clad all the day are often reluctant to put on anything much in the evening, not realizing until too late how cold it often gets at night. They forget, too, that though the fire may keep them warm in front, their backs do not get any warmth from it. They will often be much more happy to array themselves in blankets than in ordinary coats, and this, again, is a romantic touch that may well be encouraged, but - and it is an important but - if the weather is uncertain or there is dampness in the air the wearing of blankets at night should on no account be permitted. Scouts do not bring so many blankets to camp that they are able to discard one at night if it gets wet, and the last thing to be desired is that a boy should sleep in a wet blanket.

Some Troops find it better to have a regular programme drawn up beforehand; others think it better not to have a hard and fast programme, but to depend on volunteers to perform, or for the Scoutmaster to call on members of the Troop in any sort of order. This matter is one which may quite well be left to the Patrol Leaders

Standing Camps

to decide, as may also the question as to whether it is desirable to have any simple ceremony to open the proceedings.

One point that is important is that every member of the Troop should endeavour to contribute in some way to the camp fire programme. Even if a boy cannot sing at all, there is always something that he could do, and a Scout should not expect to sit and be entertained without trying to do something himself to add to the general amusement. A young boy is often rather shy about performing, but general choruses and yells by the Troop, in which he can join, will often help to make him forget his shyness and, once he has done so, he is generally quite ready to perform again on subsequent occasions. It is an excellent thing to try and build up a Troop tradition that everyone does something, amongst other branches of preliminary training, rehearsals for camp fire should not be neglected.

Every encouragement, and whatever training is possible, should be given to the Scouts in singing; and the Scoutmaster should use his utmost endeavour to prevent "stunts" usurping the place of songs and choruses. There has been a most regrettable tendency for this to happen in recent years, and for campfires to consist of little else than a series of ill-conceived and badly executed performances of this kind, generally very hackneyed, devoid of all but the lowest type of humour, and often with doubtful moral implications. The number of "stunts" at any camp fire should be severely limited, and the Scoutmaster should insist that those that are given are as original as possible, properly rehearsed, and free from any degrading influence; irreverence, dishonesty, and marital infidelity, are not amusing, nor are they suitable subjects for the entertainment of boys.

Camp-fire should never be allowed to become a disorderly affair, and the Scoutmaster will do well to check the first signs of anything of the kind. Mere tuneless shouting of choruses, witticisms directed against the performers, and private conversations and jokes amongst little groups round the circle, if not stopped, very quickly spoil the whole affair for everyone. The camp humorist - and there is always

Standing Camps

one - can be a very valuable person at camp-fire if kept within bounds; but, if not, he is a most unmitigated nuisance.

At the end of camp fire there should be the National Anthem, followed by a few simple prayers.

10p.m. Lights out. It is wise to allow about half an hour between the end of the camp-fire and "lights out." This gives the Scouts time to visit the latrines, to make all arrangements for the night and to get comfortably wrapped up in their blankets. It is much better to allow plenty of time before "lights out," rather than to have boys fidgeting about afterwards trying to get comfortable. The Patrol Leaders also have to go round the tents, look at guy ropes, and to see that everything is in order for the night.

The Scoutmaster should go round last thing and say good night to each tent, and the camp horn may be blown to announce "lights out." After this there should not be a sound from any tent.

There is generally very little trouble about talking after "lights out" after the first night. The Scouts are generally quite tired by the end of the day and are ready to go to sleep at once. Nor should there be any real difficulty the first night; certainly nothing like as much as is generally assumed. Unfortunately a very regrettable theory has been allowed to grow up in some Troops that it is impossible to sleep the first night, and consequently little effort is made to do so. The idea has undoubtedly originated from Scoutmasters and Patrol Leaders who have been unable to maintain discipline and have found in this theory an excuse for their own shortcomings. Whilst it is admitted that it may be a little more difficult, it is nevertheless quite possible for Scouts to sleep, and to sleep fairly well, the first night. It only requires a little firmness, and insistence on absolute silence directly after "lights out." The first day is sure to have been fairly long and strenuous, and if "lights out" is not too early, and is followed by perfect silence, there will not be a single boy who will lie awake for long, however new and strange it may all be. If any talking at all is

Standing Camps

permitted, it will probably go on for hours, and will prevent anyone sleeping who wants to do so. As a matter of fact, if it is explained to them, Scouts will always appreciate the good sense of going to sleep at once, and it is quite possible to create a strong tradition in the Troop that it is only the tenderfoot who is unable to sleep the first night in camp, and that the real Scout has no difficulty at all about it. The behaviour on the first night in camp is perhaps one of the best tests of the discipline and efficiency of a Troop.

it is quite possible that the Scouts may wake up rather early next morning, and for this reason it may be wise to have the rouse rather earlier than it will usually be, but those who do wake should be made to keep quiet until the official hour for getting up.

It is most important that the Scouts should have plenty of sleep, and any night Scouting should therefore not go on too late. B.-P. in *Scouting for Boys* mentions 11.30 as the latest possible time, and it is generally wise to stop before then.

There should be no necessity for any kind of guard at night. It interferes seriously with the boys' sleep, and, if guards are required, it indicates that an unsuitable camp site has been chosen.

(C) CAMP INSTITUTIONS.

1. *Canteen*

It is sometimes argued that a canteen is unnecessary and undesirable, but that point of view rather overlooks the fact that the summer camp may be the boy's only real holiday. He may have saved up, or had given him, a certain amount of pocket money for his holiday, and he will naturally want to spend some of it on small luxuries for himself and his own particular friends. There is nothing wrong or even improvident in such expenditure, provided it is kept within moderate limits, and if it adds to his enjoyment of camp there seems to be no reasonable argument against it. In any case, whether it is countenanced or not, the boy will spend money in this way, and it is

Standing Camps

therefore much more sensible to recognize the fact and, if possible, to make provision for it. It also may enable the Scoutmaster to check immoderate spending and so encourage thrift.

The advantages of a camp canteen are numerous. The Scouts can obtain anything they desire in the camp itself, so that there is not the temptation to be continually asking for leave out of camp. It ensures that what they do purchase shall be wholesome and harmless, and a certain amount of supervision can be exercised over the amount that each boy is spending in this way, especially if there is also a camp bank. Finally, with a little business ability, it is possible to sell at ordinary shop prices and yet make a small profit, which can go to Troop funds and thus be employed for the benefit of the boys themselves.

It is necessary for an Assistant Scoutmaster or Patrol Leader to be in charge of the canteen, and accounts must be kept with very great care. For the canteen it may be possible to use part of the stores tent, if it is a large one; otherwise a separate tent is necessary. If there is a marquee or a barn for use in wet weather, the canteen can be established in one corner of this. The canteen should only be opened at regular fixed times, which should not in any case be just before meals. As for the stock-in-trade, the following articles will be found to be useful:

A few tins of fancy biscuits. (These can be sold by numbers instead of by weight if a pound is previously weighed and counted.)

Tins of toffee and of boiled sweets. (These also can be sold by numbers.)

Bars of chocolate, etc.

Bananas, apples, and other fruit, and nuts.

Soft drinks, sold by a standard mug.

Dates and raisins are also popular, but they are extraordinarily messy things to serve.

Standing Camps

All these things are perfectly wholesome and, so long as they are consumed in reasonable quantities, they will have no ill effects.

Toffee and other sweets wrapped up in small pieces of paper should be avoided as far as possible. Even in the best Troops it is so easy for the papers to be dropped about the camp.

2. The Camp Bank.

Scouts nearly always bring some money to camp, and some boys bring a good deal. It very easily gets lost, and it is consequently a good plan for the Scoutmaster to establish a bank, so that the Scouts can hand over their money to his care either on arrival in camp or even before starting.

Needless to say, the Scoutmaster should be scrupulously careful about the accounts, and he should not mix money received in this way with other money he may have in camp. The amount deposited by each Scout should be entered immediately in a small book, and each withdrawal should also be entered at once. It may even be desirable to make the boy concerned initial the record of each transaction.

If there is a camp canteen, the Scoutmaster may issue "bank notes" for various amounts, which will be accepted in payment for articles purchased. This saves a good deal of handling of cash, though it probably means rather more book-keeping for the Scoutmaster. It generally amuses and interests the Scouts, and perhaps has a certain educational effect.

The camp bank should only be open at certain fixed times. It is a nuisance if boys are always coming to the Scoutmaster for money.

3. The Camp Post Office.

Boys are often inclined to be forgetful about writing home, and parents generally get anxious unless they receive news, at any rate of

Standing Camps

safe arrival. It is therefore well to see that the Scouts do write home, and to provide them with facilities for doing so.

It has been suggested that the Scoutmaster should take a supply of notepaper, envelopes, and postcards, so that he can supply the Scouts if necessary. Stamps are also necessary, especially if the local Post Office is far away from the camp. A supply of pencils for lending is also advisable, or possibly even a pen and some ink.

If there is a camp canteen, all these articles can be dealt with by the canteen manager. This will relieve the Scoutmaster; and, if there is a barn or marquee, a corner of it can be allotted as a quiet place for letter-writing.

Unless there is a regular letter-box very close to the camp, it is a good thing to construct a camp letter-box. Almost anything can be used for this purpose, provided the finished article is rainproof. The camp letter-box should be cleared at a regular time each day, and this time should be indicated on it. The clearing of the letter-box may be made one of the responsibilities of the Duty Patrol.

(D) PRAYERS AND RELIGIOUS OBSERVANCES.

Camp life will give health and strength and provide pleasure and amusement, but it will lose much of its real value if there is no place in it for remembrance of that which is the basis of all true Scouting. Amidst the beauty and freshness of nature, the mind turns perhaps more readily to the Creator than it does in the crowded streets of cities, and the close and familiar companionship of camp life will often give opportunities for words which may make a lasting impression. The Scoutmaster in camp has a great opportunity of helping the Scouts, and he will do very ill to neglect it.

He incurs also a great responsibility; for it is impossible to live in camp with a person for many days without forming a fairly just estimate of his real character and worth; and a man who does not

Standing Camps

himself live according to the Scout Law and Promise will not for long be able to hide it from the observant eyes of the Scouts. Every Scoutmaster, whether intentionally or not, sets an example which many of the Scouts will follow, and this example has more force in camp than perhaps at any other time. It therefore behoves him to see that it is for good in every respect, so far as lies in his power.

The day should start with a few simple prayers, and the best time is when the Troop parades round the flagstaff and the flag is hoisted. Then the Scoutmaster may consider the question of grace at meals. Finally, there should be prayers last thing at night. In some Troops it is the custom for the Scoutmaster to go round to each tent and take prayers just before lights out, but the more general method is to have them at the end of the camp-fire. This latter plan makes a very impressive and fitting end to the day. At the end of the camp-fire or other activity, the Scoutmaster gives the signal, and the Scouts, uncovering their heads and standing at the alert, sing the National Anthem. Then the Scouts stand quietly at ease whilst the Scoutmaster reads prayers. At the end he says, "Good night, Scouts," and the Scouts break away quietly to their tents.

Camp prayers should be simple and short. They should be expressed in words which the boys understand, and they should not contain ideas which are beyond the comprehension of the youngest Scout present.

The Scoutmaster reads prayers in order that he may put into words to which all can assent, the gratitude, the remembrance of others, the repentance, and the hopes, of those for whom he speaks. These are simple ideas; and they can be expressed in the simplest of words. Long and complicated prayers are unnatural to the boy and fail to secure his attention and response; he becomes, not intentionally irreverent, but merely bored.

It is generally safer to read the prayers, or at any rate to have a book open for reference if necessary, than to rely entirely upon memory,

Standing Camps

and in the absence of a real gift in that direction it is not wise to attempt to extemporize. It is a good thing to keep a small notebook and copy into it any short and simple prayers that seem suitable for use in camp. The Scoutmaster who is able to do so need not hesitate to adapt prayers to make them more suitable for boys, nor indeed to compose short prayers himself.

It is not necessary, of course, for the Scoutmaster always to read the prayers himself, though this is a very usual custom. The Patrol Leaders can take it in turn to do so.

During both the morning and evening prayers there should be a short interval of silence for personal prayer, so that, in addition to the common prayers, there may be an opportunity for each boy to repeat in silence the prayers that he is accustomed to say at home. This should be explained to them.

Then there is the question whether it is advisable to have the same prayers every day. It is, on the whole, better to introduce a certain amount of variety, otherwise the Scouts get to know the prayers so well that their attention is apt to wander.

If there is a church near the camp, the Troop can attend service on the Sunday; and the Scoutmaster must see that the boys are given full opportunity and every encouragement to observe the rules of their own Church in this respect. In some cases, and particularly where the Troop contains boys of various denominations, it may be better to have a Scouts' Own in camp. This may be held at any time of the day or even at the camp fire. The latter seems at first sight to be a very suitable time, but actually it is rather difficult, because of the lack of light for the words of hymn and the lesson.

Such a service need only be quite short and simple - a few prayers, and reading of a lesson, the Scout Law, and about five minutes' talk by the Scoutmaster or someone else. It is a good thing to have several well-known hymns, and the service will conclude with the

Standing Camps

National Anthem. A word of warning may be given - namely that it is not wise to ask anyone to come and speak at a camp service of this kind, whether he be a clergyman or not, unless it is known that he has the gift of speaking at reasonable length and in a way that interests boys.

The above remarks generally cannot necessarily be taken as applying to Troops connected with churches or other institutions. Such Troops will have their own special arrangements for religious observances in camp, and may possibly have their own chaplain present.

In any case, however, it may be pointed out that there are in camp many opportunities of a practical application, in the matter of good turns, not merely to other members of the camp, but also to many others. Full advantage should be taken of such opportunities. They are an invaluable training for the boy, and may also provide a means of repaying some of the kindness which is almost invariably accorded to Scouts.

CHAPTER X

HEALTH AND HYGIENE

(A) GENERAL.

The immense importance of camp hygiene has been emphasized throughout this book, and though it might seem that the present chapter should be one of the most important, and consequently one of the longest, yet actually it can be comparatively short, for the greater part of what has been written on many other questions of camp life is connected directly or indirectly with this subject. It remains, therefore, only to emphasize once more the tremendous responsibility of the Scoutmaster in this matter, to mention a few points of personal hygiene not yet dealt with, and to give an outline of the subject of camp medicine.

The Scoutmaster bears responsibility to the boys; to see that the standard of camp does not compare unfavourably with the better types of homes from which they come; and to give those who come from bad homes an idea of, and a desire for, a standard higher than that to which they are accustomed. He bears responsibility also to the parents, who have entrusted to him the welfare of their children; and he bears a responsibility to the Scout Movement, that the camp of which he is in charge shall in no way discredit Scouting in the eyes of the general public and of those who are generous enough to lend their land for camps.

Camp life should, and can be, a most healthy method of existence if due care is exercised, but in the absence of such care it easily becomes the exact reverse. Boys, even the best of them, are often inclined to be very careless in these matters, and the Scoutmaster will find that his supervision of the camp in this respect must be continuous and unceasing. The general cleanliness of the camp, the care with which food is kept and prepared for meals, and the sanitary

Standing Camps

condition of latrines, refuse pits, and other arrangements, are matters which permit of neither omission nor procrastination.

It may seem that there has been a totally unnecessary insistence on these points, but experience of Scout camps in many parts of the country has shown that the importance of such matters is not always realized as it should be, and that unfortunately some camps are bad both for the health and training of the Scouts and for the credit of the Movement. The care and attention to matters of cleanliness and hygiene which have been advocated are not the result of any impracticable theories or unnecessary fads: they are the minimum essentials of a healthy and happy camp.

(B) PERSONAL.

The small boy is often said to be naturally a dirty animal, but this is not really so. The truth is that all the more fascinating ways of spending his time seem to lead to an inevitable grime, and life is so full of excitement and things to do that there is little or no time for the apparently unnecessary process of washing.

Camp life, however, can be very different in this respect. The Scoutmaster can insist on the Scout getting a clean start for camp. Uniform, however old and patched, can be washed and made clean, hair can be cut, and nails given attention. If the boy starts for camp comparatively clean, it is not difficult to keep him so, for the dirt of the open country is a very different thing to that of crowded cities and towns, and the opportunities for cleanliness are greater perhaps than in many homes; also it is possible to teach and explain its necessity.

Throughout the camp there should be the utmost insistence on the importance of washing and of fresh air. The Scoutmaster can, and should, set a very powerful example. His tent should never be closed at night, and he should not neglect to take all the precautions against ill-health which he may advise the Scouts. He may well perform his

Standing Camps

ablutions publicly and not in the privacy of a closed tent as if they were actions of which to be ashamed. Finally, he should never be seen except during the first five or ten minutes after the rouse in an unwashed or unshaven condition. The man who neglects to shave in camp or who puts it off until late in the day cannot expect, and does not deserve, to be Scoutmaster of a smart and efficient Troop. The daily inspection gives a good opportunity of emphasizing the question of cleanliness, but the matter should be watched all through the day. Scouts should never, for instance, be allowed to come to meals with unwashed hands, and they should be bidden to wash and to clean teeth before going to bed at night.

Toothbrushes should not merely be taken to camp and placed out for inspection; they must be regularly used. It is not altogether desirable to ask boys during inspection whether they have cleaned their teeth that day; it is a dreadful temptation for a boy who has forgotten to do so to say "Yes,." Also the question is not really of any great value; for it is the result and not the mere perfunctory use that matters, and the result of the use of the toothbrush can be determined by observation. Part of the ritual of inspection may be a wide grin at the Scoutmaster by each Scout; this clearly shows any neglect of the toothbrush that morning.

Then, again, feet require much attention. Shoes and stockings should not be worn whenever the grass is wet; in fact stockings can be almost entirely discarded, except for special occasions and when going out of camp. Bare feet ensure cleanliness and avoid any chills caused by the wearing of wet stockings; but it is unwise to allow boys to go about without any protection for the feet. Very nasty cuts may be sustained from broken glass, sharp stones, rusty wire or nails, and many other things, and unless such an injury is noticed and receives attention immediately it may lead to serious consequences. There is, too, the possibility - greater on some soils than on others - of a cut in a bare foot being infected by tetanus germs. The possibility may be remote, but cases do happen from time to time, and this should make the Scoutmaster very doubtful as to the wisdom

Standing Camps

of unprotected feet. A pair of light canvas shoes, worn without stockings, or, even better in some ways, a pair of sandals, give most of the advantages of bare feet, whilst greatly lessening the dangers.

Protection from a fierce sun is also a matter that requires attention. Boys who are not used to it may be easily upset by continuous exposure to the sun, particularly of heads and backs of the necks. They should not be allowed to go about bareheaded in hot sunlight, and it is a good thing to encourage the wearing of soft cool hats with wide brims in camp, or the tying of the scarf on the head so that it hangs down at the back of the neck.

In the same way, the Scouts should not be allowed to shed too much clothing and expose their bodies too freely to the sun, at any rate at first. Skin that is ordinarily covered with clothing is very liable to be burnt by the sun. The boy will not realize what is happening until the damage is done, and he may thus incur many hours of pain and much loss of sleep. Even in the case of arms, it is wise to go carefully at first, and particularly when camping early in the summer before there has been time to get used to the sun. A gradual browning process is not unpleasant, but, if once the skin is burnt, it subsequently peels off, and the process has to be gone through again. Lanoline, cold cream, or Vaseline, will help to prevent sunburn if applied beforehand.

Bathing is a matter which requires care. It should not be permitted too often; once a day is quite enough except in really hot weather, when twice a day, but never more, may be allowed. Before breakfast is not the best time in the day, and no boy should ever be allowed to bathe for at least one hour, and preferably an hour and a half, after a meal. About the middle of the morning is quite the best time. The boys should not be allowed to remain in the water too long; and though the time advisable will naturally vary according to the weather, about ten minutes actually in the water is quite sufficient. Some boys, of course, can stand less than others, and a careful watch should be kept to see that no one is getting too cold. The Scouts

Standing Camps

should be made to come out instantly the signal is given, and they should get dry and dressed directly.

The precautions to be taken for the safety of bathers are set out on pages 130 and 131. It is essential that they should be observed.

If reasonable care is taken there will be no difficulty in keeping boys healthy in camp. One essential is good sleep, and in connection with this it may be pointed out that it is very definitely laid down (*P.O.R.* 339) that the Scoutmaster must see that there are sufficient blankets or sleeping-bags for each Scout to sleep separately. The practice of two boys making a bed together and sleeping in the same blankets is unhygienic, sometimes leads to disturbed sleep, and is also very undesirable on other grounds.

Finally, it may be mentioned that no tests of endurance should ever be permitted. The Scoutmaster must remember that, however active and well developed the Scouts may be, they are not yet mature men. They are still boys and may easily be overstrained.

(C) CAMP MEDICINE.

It cannot be too often insisted upon that the Scoutmaster bears a great responsibility in taking boys to camp, not only to the boys themselves but also to their parents. He will do well, therefore, to avoid increasing that responsibility by refusing to take any boy who is ill, and by not keeping in camp any longer than is necessary a boy who becomes at all seriously ill. The Scoutmaster must be prepared to deal with emergencies, because illness and accidents obviously always occur suddenly and more or less unexpectedly. He should have a good knowledge of First Aid; he should also know what to do in the case of simple ailments; and he must be able to recognize any symptoms which may indicate some serious complaint. If he has not the necessary knowledge himself then it is essential that he should see that there is some adult in camp who has.

Standing Camps

At the same time he must take great care to avoid the danger of too great a self-confidence. Unless he is a qualified medical man, he must realize that there are quite narrow limitations to his knowledge, and that the responsibility he will incur is too great for him to take any risks. In any case in which he feels the slightest doubt, he should at once obtain competent advice.

It is a wise precaution - and a Scout-like act of courtesy - to see or write to the local doctor before the camp begins, so that an urgent summons may not be the first intimation he receives of a possibly considerable additional call on his time and services. This point was mentioned in connection with the preliminary reconnaissance of the camp site.

The name and address, and telephone number, if he is far away, of the doctor, together with any other important information, such as the whereabouts of police station, hospital, chemist, and ambulance or other similar conveyance, should be written out very clearly and pasted on the inside of the camp medicine box, and the fact that they are there should be known to every person in the camp. It is not sufficient for the Scoutmaster to have a note of these details. He may be out of camp when an accident occurs, or he may break his own neck; and it may be some time before the necessary information can be obtained.

The medicine box itself should be kept in a recognized place, preferably in the tent of the Scoutmaster or whoever is dealing with it. Generally speaking, it should only be used by the person in whose charge it is, unless the circumstances of the case justify its immediate use by anyone.

It is not desirable that it should be too elaborate; too large a variety of articles often causes a certain confusion as to which should be used or, on the other hand, engenders too great a self-confidence. Very few drugs should be taken, and those that are should be of a harmless nature and perfectly fresh.

Standing Camps

The following list is recommended as containing everything that is necessary. If anything more is wanted, then the case is no longer one for an amateur.

The Medicine Box.

Bandages (triangular). A large number will not be required, as something else can often be used. Two or three are useful, for large arms slings, etc; and it may be thought desirable to have sufficient to deal with a fractured limb.

Bandages (roller). Quite a number will probably be wanted in various widths: 1-inch, 2-inch, and 3-inch widths are suggested, but this is largely a matter of personal choice. The number taken depends on the size of the camp. It will probably not be less than six of each width, but there will almost certainly be more demand for the narrower than for the wider ones.

(Splints may be taken if desired: if not, they can be improvised.)

Lint, plain (white), boracic (pink). About 4 ozs. of each will be plenty. Lint is always applied smooth side to skin.

Cotton wool (absorbent). About 4ozs. is plenty. It is useful for swabbing wounds, etc.

Waterproof fabric (thin). A small quantity is useful, to place over a fomentation made of lint dipped in boiling water.

Adhesive plaster (1 in. wide). Not for use on open cut or wound. It is useful, cut in strips, to keep a dressing on a small wound.

Clinical thermometer. For method of use see below.

Splinter forceps. Very useful. Sterilize points by holding in flame of candle or match for a few moments before use.

Standing Camps

Scissors (blunt-nosed). A blunt nose prevents any danger of sticking them into the patient.

Needles, cotton, and safety pins. For fastening bandages, etc. Basin, and cup or glass (marked for quantities). These should be kept for medical purposes, carefully washed every time after use, and never used for any other purpose.

Permanganate of potash crystals (1 oz.). Sufficient placed in water to make it a lightish pink colour will form a useful antiseptic wash for wounds - or for feet.

Dettol. This is a very efficient antiseptic. It may be used instead of permanganate of potash for washing wounds and instead of iodine for treating them. It is a very safe and useful thing to have in the medicine box.

Tincture of iodine (1 oz.). For application to all cuts and wounds. See below.

Ammonia (fairly weak). Useful for insect bites. Lanoline, cold cream, or Vaseline. To prevent sunburn. It should be applied before the damage is done, though it will have a certain soothing effect afterwards.

Tannic acid jelly. For burns. See below.

Ammoniated quinine. For colds. The liquid form is much more effective.

Eno's Fruit Salts, Epsom salts, cascara tablets, castor oil. These are to some extent interchangeable, but see below.

Generally speaking, the ailments with which the camp medicine-man will have to deal are comparatively few and simple. The chief of these, and their remedies, are:-

Standing Camps

Constipation. This can be to a great extent avoided: the matter has been referred to in many other places in this volume. Eno is a mild remedy, very popular, but rather expensive. A rather stronger remedy is provided by cascara tablets, which are good as producing no subsequent reaction (dose 2 tablets); or Epsom salts (dose 1 teaspoonful in a mug of water). For really obstinate cases, castor oil is necessary (dose 1 tablespoonful), but it is messy stuff to carry about and can always be obtained locally if the necessity arises. It is the smell of castor oil that is unpleasant rather than the taste. If it is warmed slightly to thin it, and the taker holds his nose, it goes down more easily.

Diarrhoea. Less frequent in camp and generally mild, but its appearance may denote something wrong in the camp. If it is troublesome, the remedy is castor oil, and the sufferer should be kept warm and in bed as much as possible. If it still persists, it is a case for the doctor.

Stomach-ache. The result of injudicious feeding. It is not generally at all a serious matter and the sufferer soon recovers, but there is always just a possibility that it may indicate appendicitis, or something else of a serious nature.

Colds. If taken in time, a teaspoonful of ammoniated quinine in water, repeated if necessary later in the day, will generally stop or, at any rate, lessen a cold. It is an unpleasant drink, but Scouts will always take it with a grin. The liquid form is more efficacious than capsules.

Burns. Any extensive burning or scalding is a matter of great danger and should be dealt with by a doctor at once. Small burns and scalds are best treated with tannic acid jelly: this can be bought in tubes under various names. A small quantity put over the place soon gives relief. It should be allowed to dry, without a covering, and it forms an antiseptic air-proof, but not water-proof, skin over the burn. Failing this, relief is given by a paste of bicarbonate of soda and

Standing Camps

water, or by laying on the place strips of lint which have been soaked in very strong tea.

Cuts, Scratches, etc. It is a very wise rule that every cut or break in the skin should be reported. There is no need to make a fuss over this kind of thing, but it is never safe to neglect precautions in camp, where neither hands nor anything else will be likely to be surgically clean. A dab of iodine or Dettol will prevent serious consequences. It may often be quite unnecessary, but in the one case in thousands, failure to observe the precaution may mean blood poisoning, or tetanus, and if this should happen the Scoutmaster could never forgive himself the omission. Any sort of wound in which there is dirt should be washed thoroughly with warm water containing permanganate of potash or Dettol. It should be treated with iodine or Dettol and covered with boracic lint and a bandage.

Temperature. The normal temperature is 98.4 degrees. A high temperature is not necessarily a sign of serious illness, but it may be, and should therefore be treated with respect. If a boy's temperature is found to be above the normal, he should be put into bed and kept there until it goes down; if it does not do so in ten or twelve hours at the most, it is a case for the doctor. If with high temperature there is also a sore throat or any kind of rash, the doctor should be consulted at once, and the patient isolated as far as possible. It may not be anything serious, but it is not worth taking risks. Headaches also are merely symptoms of something else that is wrong, though it may not necessarily be anything serious.

It is necessary to know how to use and how to read a clinical thermometer (Fig. 82).



Fig. 82

Standing Camps

Before use it is necessary to see that the mercury has been shaken down into the bulb. There is always the possibility that this was not done after the last use, and the temperature read may be that of the last patient. The thermometer is then placed either in the patient's armpit, the arm being brought across the chest so as to keep the thermometer in place, or else under the patient's tongue. The latter method is better in the case of a thin boy, but must not be adopted directly after a hot meal, or the temperature taken is that of the food. In any case it is necessary to see that the whole of the bulb and as much of the rest of the thermometer as possible is covered. The time the thermometer takes to register is marked on it, but it is wise to be on the safe side and allow twice the time indicated. If the thermometer is then held up horizontally and turned round slowly, the thread of mercury will presently stand out against the scale. The normal point is nearly always indicated by an arrow, as shown in Fig. 83. After the temperature has been read, the mercury should be shaken back into the bulb, and the thermometer must be carefully washed. If it is not washed, an infectious disease may be communicated to the next patient. Thermometers are delicate things and require careful usage; they are easily broken, and it may be wise to take a spare one to camp.

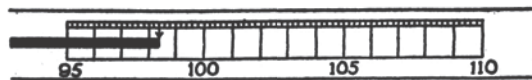


Fig. 83

The Hospital Tent. If Troop equipment is sufficient and transport facilities permit, it is worth while to have a special medical tent. It is often a good thing to take a boy who feels ill out of his patrol tent; it avoids the others being disturbed and may prevent the spread of infection. The hospital tent should be away from the others, but fairly close to the Scoutmaster's, so that a single boy in it will not feel alarmed at night. It is a good thing if this tent can contain a camp bed; and a Primus or some kind of spirit stove is always very useful for medical purposes. Whilst it cannot be said that a hospital tent is essential, it certainly provides possibilities of comfortable rest and

Standing Camps

quiet, which may do much to help a boy to recover from a slight indisposition and, in the rarer cases, may prevent serious illness or limit the spread of infection.

Camp medicine, like most matters connected with camping, is very largely a matter of common sense. It is necessary to avoid the extremes of molly-coddling on the one hand, and on the other of ignoring, or neglecting, the possibilities of serious illness.

CHAPTER XI

PACKING AND CLEARING UP

This ought to be organized with as much care as the making of the camp. Each patrol should be responsible for striking and packing its own tent and for clearing up any arrangements for which it has been individually responsible, including the kitchens, if each patrol has had its own. The rest of the work can then be shared out amongst the patrols, each one undertaking certain definite jobs. Striking camp is not nearly such a terrible affair as some people are inclined to think. If everyone knows exactly what he has to do, and actually does it, the whole thing is very soon finished; but it is essential that it should be carefully organized beforehand.

It is advisable to arrange that all personal kit must be packed and kit-bags put in a pile in an appointed place by a certain time. Anyone who has not finished his packing by that time stands the risk of having the tent let down on top of himself and his belongings, and this generally ensures a wonderful promptitude and punctuality.

Actually the order in which the different jobs are done must depend on circumstances. If the morning is fine, it is advisable to strike tents as soon as they are dry, lest it should rain later in the day; but on a wet day it may be better to leave them up until the very last moment, if there seems any possibility of the rain ceasing and the tents drying. Again, kitchens may be cleared up quite early in the day unless there is any cooking to be done later on. It is, however, desirable that any meal before starting should be of such a nature that cooking is not necessary; for instance, if the Troop is starting home in the afternoon, a cold lunch will do very well. If the start is not until after tea, as may quite well be the case if the camp is within a few miles of home, the kitchen can to a great extent be dismantled previously, and only the fireplace and the minimum number of utensils left for the purpose of brewing the tea.

Standing Camps

Generally speaking such things as the incinerator and the Council Fire can be cleared up quite early in the proceedings; whilst the refuse pits and latrines, as they were the first to be constructed, so must be the last to be dismantled and filled in.

It is not advisable that discipline should be relaxed in any way the last morning, and the ordinary time-table of the camp should be followed at first, though if there is to be an early start for home it may be necessary to advance the hour for the rouse, and to have cooks out before then, in order that there may be no danger of a late breakfast. It is just as well to have the morning run or other exercise to ensure a good start for the day. Needless to say, the parade in uniform for prayers should be held as usual, and except in the case of a very early start it is well to hoist and salute the flag in the ordinary way. The flagstaff can, indeed, be left until the last moment. When all the packing and clearing up is done, the Troop can parade round the flagstaff for the last time. A short prayer - an offering of thanks for the happiness of the camp - and the flag is lowered for the last time. It is the sign that the camp is over.

Unless there is to be a late start, the inspection will probably not be held, but it is a good thing for the Scoutmaster to allot to any Assistants the general supervision of different parts of the packing and clearing up.

The proper methods of packing equipment and of clearing up the various camp arrangements have been explained under their respective headings, to which reference should be made, but it may be useful to mention again a few points.

All canvas should be as dry as possible before it is packed. Pots and pans should be thoroughly cleaned; they may not be used for some time, and should therefore be as clean as it is possible to make them. It is as easy to do this in camp as in the club room, and in many cases a good deal easier. Also, if it is done now, there is no possibility of its being put off or forgotten. Pots and pans and all metal utensils and

Standing Camps

implements must be thoroughly dry and may be slightly greased to prevent rust. Axes should be greased and masked.

Kitchen cloths should have been washed the day before. It may not be possible to get them very white, and they will certainly want another wash at home, but it is better to pack them tolerably clean and not in the filthy condition that things sometimes return from camp.

All places where there have been fires must be thoroughly -cleared out, filled in with earth if necessary, and the turf replaced, any holes being banked up to allow for sink age. The ashes from fires can be put into the refuse pits, or even the latrines, though the latter will generally be rather far away for this to be done.

All wood chips should be swept up, and any surplus wood which has been collected or chopped can be piled up out of the way by a hedge, or people at the farm or in neighbouring cottages may be glad to have it.

Refuse pits and latrines may be disinfected, and must be carefully filled in and banked up and the turf replaced. The position of latrines may be marked, if thought necessary.

All stakes and pegs should be taken out of the ground, and any ropes or cords tied to trees or fences should be removed. All ropes should be coiled up, and all pieces of cord and string rolled up and put in a special box or bag.

Any surplus food may be given to people living near, who may be grateful for it; if spoilt, it may still be useful for pigs or poultry. Anything not of too perishable a nature nor too difficult to pack may be sold by auction to members of the Troop at reduced prices, but this will depend on the circumstances.

Standing Camps

At the last moment, a line of Scouts right across the ground should carry out a final rake through the camp site. In theory this should be unnecessary, for no rubbish should ever have been dropped on the ground; but in practice it is nearly always essential. It should be done before the last refuse pit is filled in, so that there may be somewhere to deposit the collection.

In the meantime all equipment will have been dumped in a central spot, and the plan of having three separate piles - tents in one, kit-bags in another, and pots and pans and odds and ends generally in the third - may be usefully adopted, waterproof sheets being arranged, if necessary, to keep things dry. The actual loading up will follow the lines adopted when coming, and it may be remembered that this particular task is generally done more quickly and efficiently by a smaller number of the bigger Scouts than by a crowd of the smaller ones.

When everything has been cleared up and the equipment is all collected, there should be a final inspection of the whole camp site to see that nothing has been forgotten and that the whole place is clean and tidy. This will nearly always be found to have been a wise precaution.

A Troop of Scouts ought to leave its camp site in such a state that, except for slight marks where tents have been and where refuse pits and latrines have been banked up, it would hardly be possible to see that there had been a camp at all; and in a few months there ought to be practically no sign at all. There is no excuse for leaving a camp site in any other condition. Unfortunately, in the past one has occasionally seen a place where there has been a Scout camp, with paper, old tins and jars, dirty rags, and pieces of food left about, with blackened patches where fires have been lighted and the grass burnt off, and holes in the ground which have not been filled in. One can imagine the thoughts of the owner of the land and what his opinion of Scouts must have been.

Standing Camps

It is impossible to speak too strongly of such cases, which unfortunately have occurred. The use of some good camp sites has been lost altogether owing to the disgraceful way in which some Troop has behaved in the past, and the Scout Movement has incurred criticism on the part of people who have not been in a position to realize that such Troops were fortunately the exception and not really representative of Scouting as a whole. The effect on the Scouts themselves of such bad training is also most deplorable. The leaving of a camp site in such a condition argues something more than mere ignorance on the part of the man in charge of the Troop - he is not worthy of the title "Scoutmaster"; it must also indicate either extreme laziness or a complete absence of consideration for others, and an entire lack of gratitude towards the owner of the land. It implies the breaking of almost every single point of the Scout Law.

It is a very good thing to ask the owner of the land to come and look at the camp site before the Troop actually leaves. He may notice something else he would like done, and in any case he will be able to see that the Scouts have shown their gratitude to their host by trying to leave the ground in a good state - that they are, in fact, real Scouts. He may also be asked to sign a certificate that the site has been left in a satisfactory condition, and this certificate can either be put into the Troop Logbook with other records of the camp, or, if required, can be sent to the County Scout authorities.

Finally, the Scoutmaster should not neglect the duty of seeing that the thanks of the Troop are offered not only to the owner of the land, but to all those in the locality who have taken an interest in the camp and have helped in any way to make it a success. It is impossible to run a camp without coming into contact with a large number of people, of many different classes and occupations, and most of them will go out of their way to make things easy and to help the boys to have an enjoyable time.

Standing Camps

A Troop that has observed all these points can start on its homeward journey feeling that it has upheld the good name of Scouts and has obeyed the B.-P. 's direction to leave behind:-

- (1) Nothing.
- (2) Its thanks.